

When seconds matter, what's your plan?



PRODUCTS FOR THE
DIFFICULT AIRWAY



Establish and maintain an airway

We designed our airway management products to facilitate successful intubation, airway exchange, and emergency airway access.



Visit **cookairway.com** for procedural videos, for additional information, or to contact your local sales representative for a product demonstration.

Contents

Intubation

Frova Intubating Introducer..... 7

Cook® Retrograde Intubation Set 9

Aintree Intubation Catheter 11

Airway exchange

Cook® Airway Exchange Catheter..... 14

Arndt Airway Exchange Catheter Set..... 15

Cook® Airway Exchange Catheter – Extra-Firm with Soft Tip 17

Emergency airway

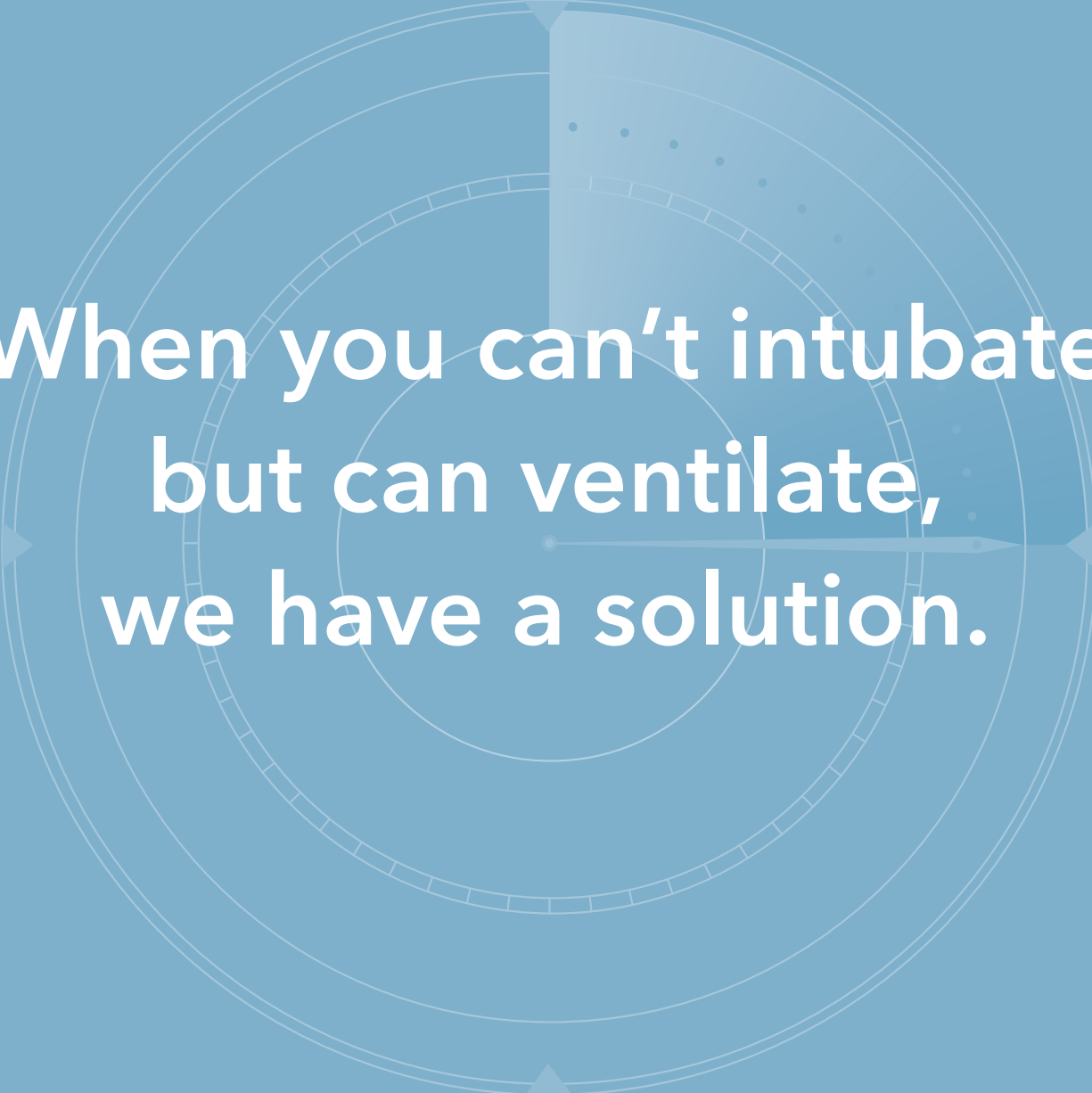
Melker Universal Cuffed Emergency Cricothyrotomy
Catheter Set – Percutaneous/Surgical 20

Melker Cuffed Emergency Cricothyrotomy Catheter Set – Percutaneous 21

Melker Uncuffed Emergency Cricothyrotomy Catheter Set – Percutaneous 23

Melker Cuffed Emergency Cricothyrotomy Catheter Set – Surgical..... 24

Difficult airway resources..... 25


A background graphic consisting of several concentric circles. A radial arrow points from the center towards the right edge. A shaded sector is visible in the upper right quadrant, containing a series of small dots.

**When you can't intubate
but can ventilate,
we have a solution.**

Intubation

Our intubating introducers allow you to provide oxygen during the initial intubation and can assist with blind, retrograde, and bronchoscopic-guided placement.





Frova Intubating Introducer

The Frova Intubating Introducer is intended to facilitate endotracheal intubation in adult patients where visualization of the glottis is inadequate.

The 8 Fr Frova Intubating Introducer is indicated for both adult and pediatric patients.¹



Product details

- The blunt, angled tip is designed to help you properly place the intubating introducer beyond the vocal cords and into the trachea.
- The optional stiffening stylet² adds rigidity to the proximal and middle sections of the intubating introducer, while the distal portion remains flexible.
- The lumen and sideports are channels by which oxygen may be delivered when the device is used with Rapi-Fit® Adapters and an oxygen source.¹
- The centimeter marks on the intubating introducer facilitate alignment with endotracheal tubes.
- The removable Rapi-Fit® Adapter permits oxygen delivery, if necessary.¹

Components

- Frova Intubating Introducer
- Stiffening stylet²
- Rapi-Fit® Adapter (15 mm connector)
- Rapi-Fit® Adapter (Luer lock connector)

Order Number	Reference Part Number	Introducer Fr	Introducer Length cm	For Placement of ETT ³ with ID mm	Includes Adapter Type	Luer Lock Adapter Age	Quantity
With stiffening stylet²							
G57646	C-CAE-8.0-35-FII-01	8	35	3 or larger	15 mm and Luer lock ¹	> 1 month	1
G23646	C-CAE-14.0-70-FII	14	70	6 or larger	15 mm and Luer lock ¹	-	1
Without stiffening stylet²							
G23645	C-CAE-14.0-70-FI	14	70	6 or larger	15 mm and Luer lock ¹	-	1
Introducer only							
G48303	C-CAE-14.0-70-FIC	14	70	6 or larger	Not included	-	10
G53517	C-CAE-14.0-70-FIC-SPOPS ⁴	14	70	6 or larger	Not included	-	1

1. The 8 Fr catheter is recommended for placement of an endotracheal tube with an inner diameter of 3 mm or larger. When used for high-pressure oxygenation with a Luer lock connector, the 8 Fr catheter is recommended for patients older than 1 month of age.

2. May also be referred to as a "cannula."

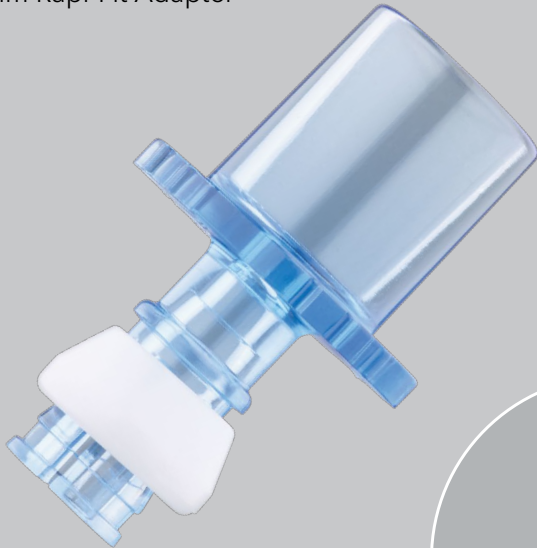
3. Endotracheal tube not included.

4. Packaged in a U-shape for portability and easy transportation.

For complete instructions, age-specific recommendations, contraindications, warnings, and precautions, see the Instructions for Use included with each product. Some products or part numbers may not be available in all markets. Contact your local Cook representative or Customer Support & Distribution for details.


Rapi-Fit® Adapter

15 mm Rapi-Fit Adapter

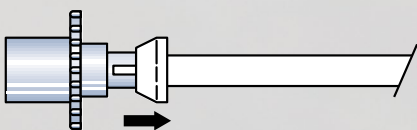


Our removable Rapi-Fit Adapters can be attached to our airway catheters to connect to a ventilation device, if necessary.

A 15 mm and Luer lock Rapi-Fit Adapters are included with several of our airway catheters. The 15 mm Rapi-Fit Adapter can also be ordered separately (for use with the 14 Fr Frova intubating introducer).

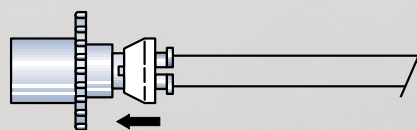


Luer lock Rapi-Fit Adapter



To attach

Position the adapter on the catheter. Push the white collar forward and lock the adapter into position.



To remove

Pull the white collar back to release and remove the adapter from the catheter.

Cook® Retrograde Intubation Set

Intended to assist in intubation during difficult airway access procedures in adult and pediatric patients.¹



Product details

- Using the Seldinger technique via the cricothyroid membrane for initial access permits retrograde (cephalad) placement of a wire guide that exits orally or nasally.
- The catheter's tapered tip allows for smoother navigation through the patient's anatomy.
- Antegrade introduction of a hollow guiding catheter with distal sideports and Rapi-Fit Adapters allows you to provide the patient with oxygen and facilitates placement of an endotracheal tube.¹

Components

- Cook® Retrograde Intubation Catheter
- Catheter access needle
- One-part percutaneous entry needle
- 6 mL syringe
- Straight and curved double flexible-tipped wire guide with positioning marks
- Disposable serrated hemostat
- Rapi-Fit® Adapter (15 mm connector)
- Rapi-Fit® Adapter (Luer lock connector)

Order Number	Reference Part Number	Catheter Fr	Catheter Length cm	Wire Guide Diameter inch/mm	Wire Guide Length cm	For Placement of ETT* with ID mm	Includes Adapter Type	Luer Lock Adapter Age	Quantity
G57612	C-RETRO-6.0-50-38J-110-01	6	50	0.038/0.97	110	2.5 or larger	Not included	-	1
G57613	C-RETRO-11.0-70-38J-110-01	11	70	0.038/0.97	110	4 or larger	Not included	-	1
G57614	C-RETRO-14.0-70-38J-110-CAE-01	14	70	0.038/0.97	110	5 or larger	15 mm and Luer lock ¹	> 12 years	1

*Endotracheal tube not included.

1. The 6 Fr intubation catheter is recommended for placement of an endotracheal tube with an inner diameter of 2.5 mm or larger.

The 11 Fr intubation catheter is recommended for placement of an endotracheal tube with an inner diameter of 4.0 mm or larger.

The 14 Fr intubation catheter is recommended for placement of an endotracheal tube with an inner diameter of 5.0 mm or larger. When used for high-pressure oxygenation with a Luer lock connector, the 14 Fr intubation catheter is recommended for patients older than 12 years of age.

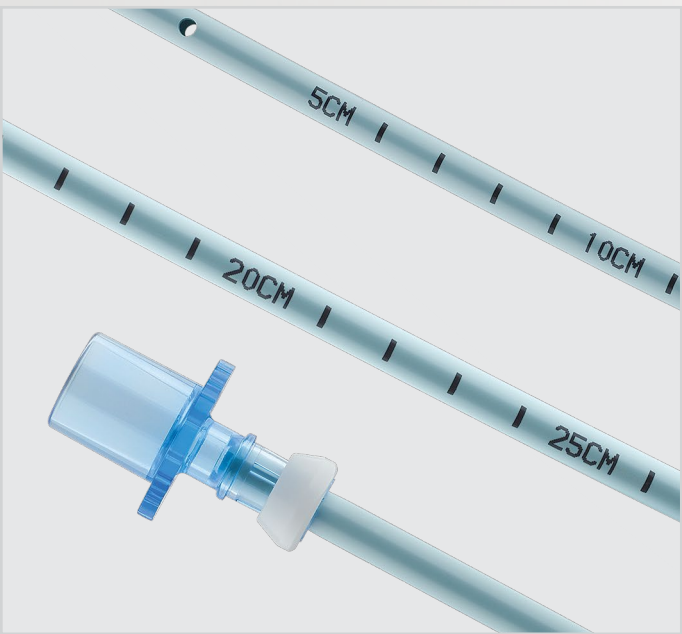
For complete instructions, age-specific recommendations, contraindications, warnings, and precautions, see the Instructions for Use included with each product.

Some products or part numbers may not be available in all markets. Contact your local Cook representative or Customer Support & Distribution for details.



Aintree Intubation Catheter

Intended for exchange of a supraglottic airway device (SAD) to an endotracheal tube (ETT) under bronchoscopic assistance, and for ETT exchange in adult and pediatric patients.¹



Product details

- The lumen and distal sideports are designed to deliver oxygen.
- The large ID permits the use of a bronchoscope with a maximum outer diameter of 4.2 mm.
- The centimeter marks facilitate alignment with endotracheal tubes.
- The removable Rapi-Fit Adapter permits oxygen delivery, if necessary.¹

Components

- Aintree Intubation Catheter
- Bronchoscopic port
- Rapi-Fit® Adapter (15 mm connector)
- Rapi-Fit® Adapter (Luer lock connector)

Order Number	Reference Part Number	Catheter Fr	Catheter Length cm	Catheter ID mm	For Placement of ETT* with ID mm	Includes Adapter Type	Luer Lock Adapter Age	Quantity
G57626	C-CAE-19.0-56-AIC-01	19	56	4.7	7 or larger	15 mm and Luer lock ¹	> 12 years	1

*Endotracheal tube not included.

1. The 19 Fr catheter is recommended for use with a supraglottic airway device and placement of a single-lumen endotracheal tube with an inner diameter of 7 mm or larger. When used for high-pressure oxygenation with a Luer lock connector, the 19 Fr catheter is recommended for patients older than 12 years of age.

For complete instructions, age-specific recommendations, contraindications, warnings, and precautions, see the Instructions for Use included with each product. Some products or part numbers may not be available in all markets. Contact your local Cook representative or Customer Support & Distribution for details.



**We can help make
the exchange process
uncomplicated and
atraumatic.**

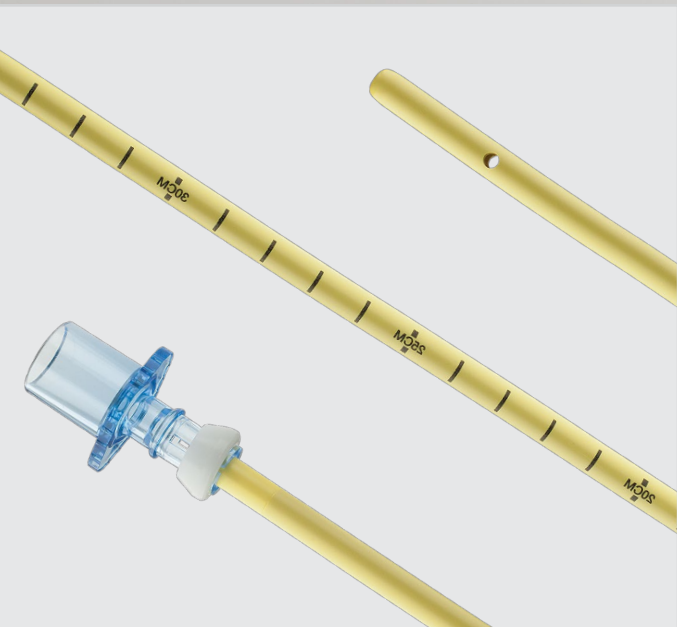
Airway exchange

Our radiopaque exchange catheters are available in a wide range of sizes and are hollow to allow oxygen delivery during exchange.



Cook® Airway Exchange Catheter

Intended for endotracheal tube exchange in adult and pediatric patients.¹



Product details

- The blunt tip of the radiopaque catheter is designed to be atraumatic to internal structures.
- The lumen and distal sideports are designed to deliver oxygen.
- The centimeter markings facilitate alignment with endotracheal tubes.
- The removable Rapi-Fit Adapter permits oxygen delivery during an exchange procedure, if necessary.¹

Components

- Cook Airway Exchange Catheter
- Rapi-Fit® Adapter (15 mm connector)
- Rapi-Fit® Adapter (Luer lock connector)

Order Number	Reference Part Number	Catheter Fr	Catheter Length cm	Catheter ID mm	For Exchange of ETT* with ID mm	Includes Adapter Type	Luer Lock Adapter Age	Quantity
G57624	C-CAE-8.0-45-01	8	45	1.6	3 or larger	15 mm and Luer lock ¹	> 1 month	1
G57621	C-CAE-11.0-83-01	11	83	2.3	4 or larger	15 mm and Luer lock ¹	> 2 years	1
G57622	C-CAE-14.0-83-01	14	83	3	5 or larger	15 mm and Luer lock ¹	> 2 years	1
G57623	C-CAE-19.0-83-01	19	83	3.4	7 or larger	15 mm and Luer lock ¹	> 12 years	1

*Endotracheal tube not included.

1. The 8 French catheter is recommended for placement of an endotracheal tube with an inner diameter of 3 mm or larger. When used for high-pressure oxygenation with a Luer lock connector, the 8 French catheter is recommended for patients older than 1 month of age.

The 11 French catheter is recommended for placement of an endotracheal tube with an inner diameter of 4 mm or larger. When used for high-pressure oxygenation with a Luer lock connector, the 11 French catheter is recommended for patients older than 2 years of age.

The 14 French catheter is recommended for placement of an endotracheal tube with an inner diameter of 5 mm or larger. When used for high-pressure oxygenation with a Luer lock connector, the 14 French catheter is recommended for patients older than 2 years of age.

The 19 French catheter is recommended for placement of an endotracheal tube with an inner diameter of 7 mm or larger. When used for high-pressure oxygenation with a Luer lock connector, the 19 French catheter is recommended for patients older than 12 years of age.

For complete instructions, age-specific recommendations, contraindications, warnings, and precautions, see the Instructions for Use included with each product.

Some products or part numbers may not be available in all markets. Contact your local Cook representative or Customer Support & Distribution for details.

Arndt Airway Exchange Catheter Set

The Arndt Airway Exchange Catheter Set is intended for exchange of a supraglottic airway device (SAD) to an endotracheal tube (ETT) under bronchoscopic assistance, and for ETT exchange in adult and pediatric patients.

The product may be used for emergency, urgent, and elective airway management.¹



Product details

- Use of a bronchoscope provides visualization to facilitate navigation through the patient’s anatomy.
- The wire guide can be inserted through the working channel of the bronchoscope, which allows acute angles to be maneuvered.
- The distal sideports facilitate airflow.
- The removable Rapi-Fit Adapter permits the use of an oxygen source during an exchange procedure, if necessary.¹

Components

- Arndt Airway Exchange Catheter
- Amplatz Extra-Stiff Wire Guide
- Bronchoscopic port
- Rapi-Fit® Adapter (15 mm connector)
- Rapi-Fit® Adapter (Luer lock connector)

Order Number	Reference Part Number	Catheter Fr	Catheter Length cm	Wire Guide Diameter inch	Wire Guide Length cm	For Exchange of ETT* with ID mm	Includes Adapter Type	Luer Lock Adapter Age	Quantity
G57625	C-CAE-14.0-70-LMA-01	14	70	0.038	160	5 or larger	15 mm and Luer lock ¹	>12 years	1

*Endotracheal tube not included.


1. The 14 Fr catheter is recommended for placement of an endotracheal tube or a supraglottic airway device with an inner diameter of 5 mm or larger. When used for high-pressure oxygenation with a Luer lock connector, the 14 Fr catheter is recommended for patients older than 12 years of age.

For complete instructions, age-specific recommendations, contraindications, warnings, and precautions, see the Instructions for Use included with each product. Some products or part numbers may not be available in all markets. Contact your local Cook representative or Customer Support & Distribution for details.



Cook® Airway Exchange Catheter - Extra-Firm with Soft Tip

Intended for endotracheal tube exchange in adult and pediatric patients.¹



Product details

- The blunt, soft, and flexible tip of the catheter is designed to be atraumatic to internal structures.
- The distal section of the catheter is flexible.
- The extra-firm catheter facilitates the exchange of double lumen shaft tubes.
- The lumen and distal sideports are designed to deliver oxygen.
- The centimeter markings facilitate alignment with endotracheal tubes.
- The removable Rapi-Fit Adapters permit oxygen delivery during an exchange procedure, if necessary.¹

Components

- Cook® Airway Exchange Catheter - Extra-Firm with Soft Tip
- Rapi-Fit® Adapter (15 mm connector)
- Rapi-Fit® Adapter (Luer lock connector)

Order Number	Reference Part Number	Catheter Fr	Catheter Length cm	Catheter ID mm	For Exchange of ETT* with ID mm	Includes Adapter Type	Luer Lock Adapter Age	Quantity
G57627	C-CAE-11.0-100-DLT-EF-ST-01	11	100	2.3	4 or larger	15 mm and Luer lock ¹	>2 years	1
G57628	C-CAE-14.0-100-DLT-EF-ST-01	14	100	3	5 or larger	15 mm and Luer lock ¹	>2 years	1

*Endotracheal tube not included.

1. The 11 Fr catheter is recommended for placement of an endotracheal tube with an inner diameter of 4 mm or larger. When used for high-pressure oxygenation with a Luer lock connector, the 11 Fr catheter is recommended for patients older than 2 years of age.

The 14 Fr catheter is recommended for placement of an endotracheal tube with an inner diameter of 5 mm or larger. When used for high-pressure oxygenation with a Luer lock connector, the 14 Fr catheter is recommended for patients older than 2 years of age.

For complete instructions, age-specific recommendations, contraindications, warnings, and precautions, see the Instructions for Use included with each product. Some products or part numbers may not be available in all markets. Contact your local Cook representative or Customer Support & Distribution for details.



**When you can't intubate
or ventilate, our tools help
you gain emergency
airway access.**

Emergency airway

We offer a variety of emergency cricothyrotomy sets for use with Seldinger or surgical methods. Some of our sets include a cuffed airway catheter, and we offer products for emergency transtracheal airway catheter ventilation.



Melker Universal Cuffed Emergency Cricothyrotomy Catheter Set

Percutaneous/Surgical

Intended to establish emergency airway access when endotracheal intubation cannot be performed. Airway access is achieved utilizing either the percutaneous entry (Seldinger) technique or the surgical technique via the cricothyroid membrane.



Product details

- The universal set provides all the components you need in one package to perform a cricothyrotomy with either the Seldinger or the surgical technique.
- The cuffed catheter is designed to protect and control the airway after it is placed.

Components

- Melker Cuffed Emergency Cricothyrotomy Catheter
- Introducer needle
- PTFE catheter introducer needle
- 12 mL syringe
- #15 mini scalpel
- #20 safety scalpel
- Amplatz Extra-Stiff Wire Guide
- Blunt, curved dilator (surgical)
- Curved dilator (Seldinger)
- Trousseau dilator
- Tracheal hook
- Tracheostomy tape
- Needle holder cup
- Gauze sponges (10)
- 18 x 24 inch drape (45.7 x 60.9 cm)

Order Number	Reference Part Number	Catheter Length cm	Catheter ID mm	Catheter OD mm	Wire Diameter inch/mm	Wire Length cm	Needle gage	Needle Length cm	Quantity
G47665	C-TCCSB-500-UNI-01	9	5	7.2	0.038/0.97	40	18	7	1
G47666	C-TCCSB-500-UNI-CA-01	9	5	7.2	0.038/0.97	40	18	7	1

For complete instructions, age-specific recommendations, contraindications, warnings, and precautions, see the Instructions for Use included with each product. Some products or part numbers may not be available in all markets. Contact your local Cook representative or Customer Support & Distribution for details.

Melker Cuffed Emergency Cricothyrotomy Catheter Set

Percutaneous

Intended to establish emergency airway access when endotracheal intubation cannot be performed. Airway access is achieved utilizing the percutaneous entry (Seldinger) technique via the cricothyroid membrane.



Product details

- This comprehensive set provides all the components you need in one package to perform a cricothyrotomy with the Seldinger technique.
- The cuffed catheter is designed to protect and control the airway after it is placed.

Components

- Melker Cuffed Emergency Cricothyrotomy Catheter
- Introducer needle
- PTFE catheter introducer needle
- 6 mL syringe
- #15 mini scalpel
- Amplatz Extra-Stiff Wire Guide
- Curved dilator
- Tracheostomy tape
- Needle holder cup

Order Number	Reference Part Number	Catheter Length cm	Catheter ID mm	Catheter OD mm	Wire Diameter inch/mm	Wire Length cm	Needle gage	Needle Length cm	Quantity
G47663	C-TCCSB-500-01	9	5	7.2	0.038/0.97	40	18	7	1


Available in a compact slip-peel pouch for easy transportation

G47662	C-TCCSB-500-SPOPS-01	9	5	7.2	0.038/0.97	40	18	5, 7 ¹	1
--------	----------------------	---	---	-----	------------	----	----	-------------------	---

1. The set includes two introducer needles, 5 cm and 7 cm long, to address a variety of patient anatomies.

For complete instructions, age-specific recommendations, contraindications, warnings, and precautions, see the Instructions for Use included with each product.

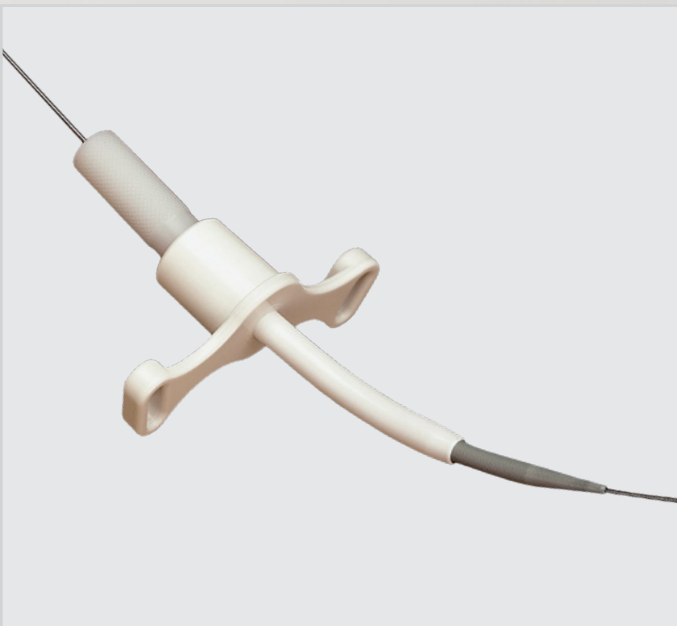
Some products or part numbers may not be available in all markets. Contact your local Cook representative or Customer Support & Distribution for details.



Melker Uncuffed Emergency Cricothyrotomy Catheter Set

Percutaneous

Intended to establish emergency airway access when endotracheal intubation cannot be performed. Airway access is achieved utilizing the percutaneous entry (Seldinger) technique via the cricothyroid membrane.



Product details

- This comprehensive set provides all the components you need in one package to perform a cricothyrotomy with the Seldinger technique.
- The uncuffed airway catheter comes in three sizes.

Components

- Melker Emergency Cricothyrotomy Catheter
- Introducer needle
- PTFE catheter introducer needle
- 6 mL syringe
- #15 mini scalpel
- Amplatz Extra-Stiff Wire Guide
- Curved dilator
- Tracheostomy tape

Order Number	Reference Part Number	Catheter Length cm	Catheter ID mm	Catheter OD mm	Wire Diameter inch/mm	Wire Length cm	Needle gage	Needle Length cm	Quantity
G06245	C-TCCS-350	3.8	3.5	5.1	0.038/0.97	30	18	4	1
G06246	C-TCCS-400	4.2	4	5.9	0.038/0.97	30	18	4	1
G04652	C-TCCS-600	7.5	6	8.8	0.038/0.97	40	18	7	1

Available in a compact slip-peel pouch for easy transportation

G10699	C-TCCS-600-SPOPS	4.2, 7.5	4, 6 ¹	6, 8.8	0.038/0.97	40	18	5, 7 ²	1
--------	------------------	----------	-------------------	--------	------------	----	----	-------------------	---

1. The set with the uncuffed catheter comes with two airway catheter size options.

2. The set includes two introducer needles, 5 cm and 7 cm long, to address a variety of patient anatomies.

For complete instructions, age-specific recommendations, contraindications, warnings, and precautions, see the Instructions for Use included with each product. Some products or part numbers may not be available in all markets. Contact your local Cook representative or Customer Support & Distribution for details.

Melker Cuffed Emergency Cricothyrotomy Catheter Set

Surgical

Intended to establish emergency airway access when endotracheal intubation cannot be performed. Airway access is achieved utilizing the surgical technique via the cricothyroid membrane.



Product details

- This comprehensive set provides all the components you need in one package to perform a cricothyrotomy with the surgical technique.
- The set is supplied in a compact package for easy storage.
- The cuffed catheter is designed to protect and control the airway after it is placed.

Components

- Melker Cuffed Emergency Cricothyrotomy Catheter
- #11 safety scalpel
- Blunt, curved dilator
- Trousseau dilator
- Tracheal hook
- 6 mL syringe
- Tracheostomy tape

Order Number	Reference Part Number	Catheter Length cm	Catheter ID mm	Catheter OD mm	Quantity
G47664	C-TCCSB-500-SUR-01	9	5	7.2	1

For complete instructions, age-specific recommendations, contraindications, warnings, and precautions, see the Instructions for Use included with each product. Some products or part numbers may not be available in all markets. Contact your local Cook representative or Customer Support & Distribution for details.

At **cookairway.com**, you can:

- Discover our comprehensive line of airway products
- Request a product demonstration
- Contact a Cook Medical sales representative who can assist you with your airway action needs

Difficult airway resources

All resource content is for informational purposes only. Cook Medical makes no claims regarding the accuracy or completeness of any information at these sites.

Education and training

The Airway Site
theairwaysite.com

Airway On Demand
airwayondemand.com

AIME (Airway Interventions & Management in Emergencies)
aimeairway.ca

Societies


Society for Airway Management
samhq.com


Difficult Airway Society
das.uk.com

American Society of Anesthesiologists
asahq.org

American College of Emergency Physicians
acep.org

Notes







Customer Service

EU Website: cookmedical.eu

EDI: cookmedical.eu/edi

Distributors: +353 61239240, ssc.distributors@cookmedical.com

Austria: +43 179567121, oe.orders@cookmedical.com

Belgium: +32 27001702, be.orders@cookmedical.com

Denmark: +45 38487607, da.orders@cookmedical.com

Finland: +358 972519996, fi.orders@cookmedical.com

France: +33 171230269, fr.orders@cookmedical.com

Germany: +49 6950072804, de.orders@cookmedical.com

Hungary: +36 17779199, hu.orders@cookmedical.com

Iceland: +354 8007615, is.orders@cookmedical.com

Ireland: +353 61239252, ie.orders@cookmedical.com

Italy: +39 0269682853, it.orders@cookmedical.com

Netherlands: +31 202013367, nl.orders@cookmedical.com

Poland: +48 223060159, pl.orders@cookmedical.com

Spain: +34 912702691, es.orders@cookmedical.com

Sweden: +46 858769468, se.orders@cookmedical.com

Switzerland - French: +41 448009609, fr.orders@cookmedical.com

Switzerland - Italian: +41 448009609, it.orders@cookmedical.com

Switzerland - German: +41 448009609, de.orders@cookmedical.com

United Kingdom: +44 2073654183, uk.orders@cookmedical.com

USA Website: cookmedical.com

EDI: cookmedical.com/edi.do

Americas:

Phone: +1 812.339.2235, 800.457.4500, Fax: 800.554.8335

E-mail: orders@cookmedical.com

Australia:

Phone: +61 734346000, 1800777222, Fax: +61 734346001, 1800077283

E-mail: cau.custserv@cookmedical.com

CC, URO-8.5X11