

# Zenith® Fenestrated

AAA ENDOVASCULAR GRAFT

## DEVICE ORDER FORM

Send the completed form to the service center in your region.

**Americas:** Cook Medical Customer Service, orders@cookmedical.com, 800.554.8335 (fax).

**Australia:** Cook Medical Customer Service, cau.zenith@cookmedical.com, +61 734346001 (fax)

**Europe:** Cook Aortic Intervention Products, fenestrated.orders@cookmedical.com, +45 56868528 (fax)

Date: \_\_\_\_\_ Patient ID: \_\_\_\_\_

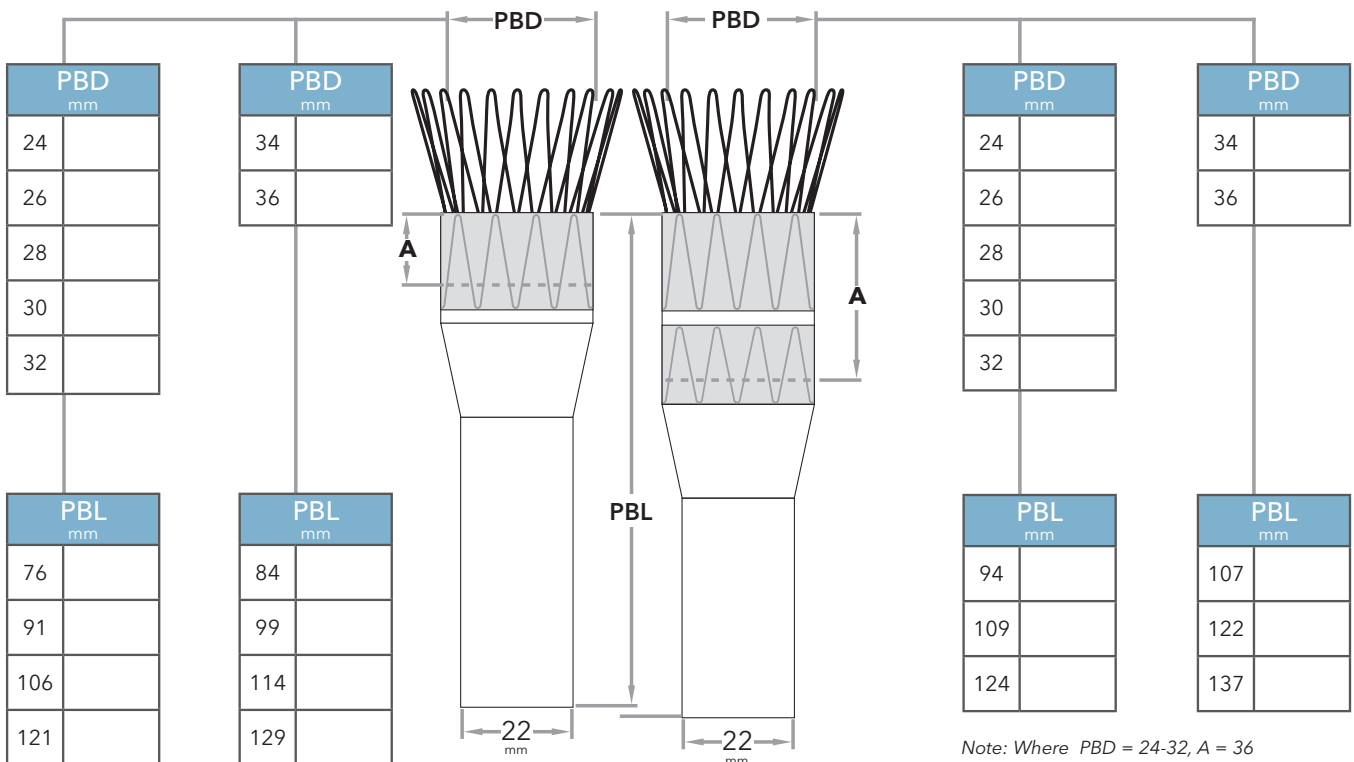
Hospital: \_\_\_\_\_ Physician name: \_\_\_\_\_

Physician signature: \_\_\_\_\_ Physician phone: \_\_\_\_\_

Physician e-mail: \_\_\_\_\_

### PROXIMAL BODY

One internal sealing stent or Two internal sealing stents



Note: Where PBD = 24-32, A = 16  
Where PBD = 34/36, A = 21

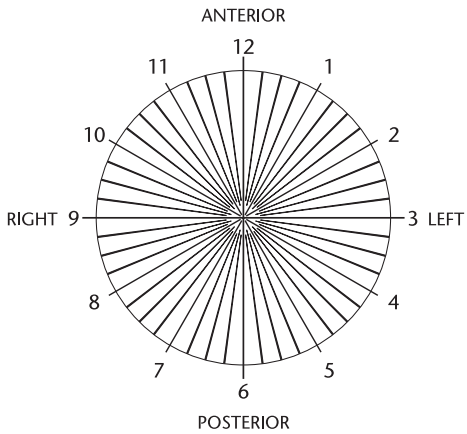
Note: Where PBD = 24-32, A = 36  
Where PBD = 34/36, A = 46

### Proximal main body order number

ZFEN-P-  -  -   
 Internal sealing stents (1 or 2)      PBD      PBL



### CLOCK POSITION

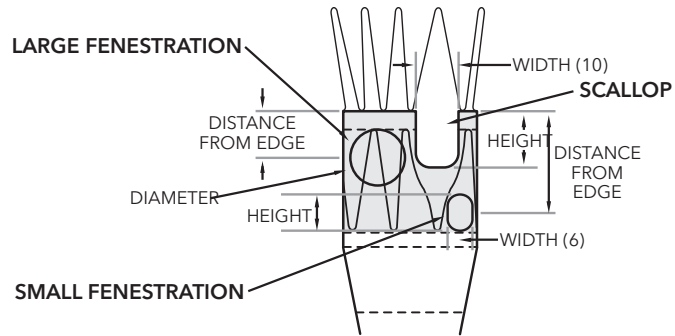


Clock positions are in 15-minute increments.

### GENERAL NOTES

The maximum number of fenestrations is 3. The maximum number of any particular type of fenestration is 2.

The bottom edge of all fenestrations must be within "A" dimension (see page 1). All measurements are in mm.



Internal aortic diameter

#### REINFORCED SCALLOP FENESTRATION

All scallops are 10 mm wide.  
Height ranges from 6 to 12 mm.

	#1	#2
Height		
Clock position		

#### REINFORCED LARGE FENESTRATION

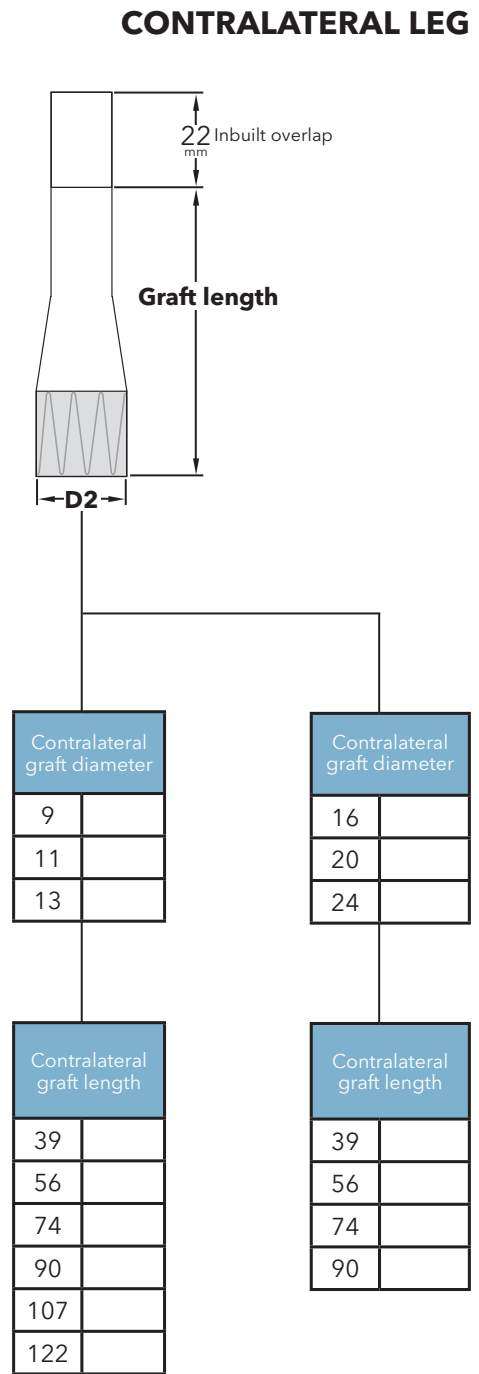
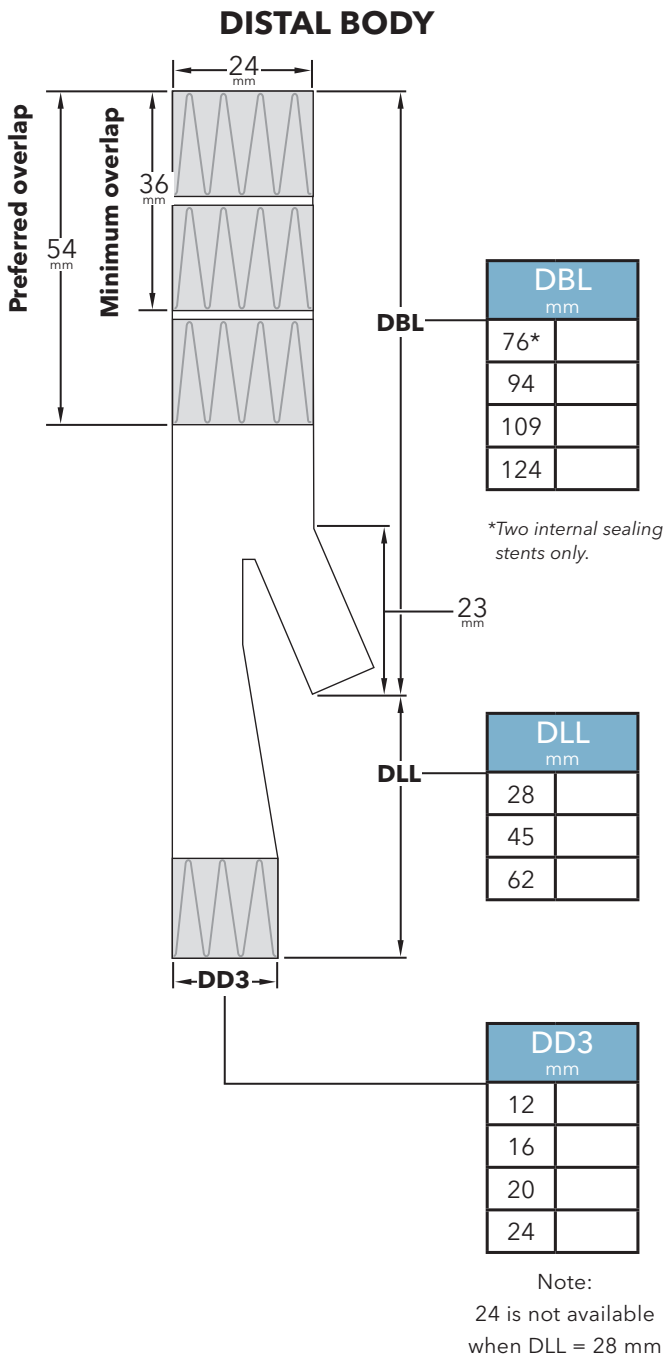
Diameters are 8-12 mm.  
Stent struts may cross large fenestration.  
Distance from edge must be  $\geq 10$  mm.

	#1	#2
Diameter		
Clock position		
Distance from edge		

#### REINFORCED SMALL FENESTRATION

All small fenestrations are 6 mm wide.  
Heights are either 6 or 8 mm.  
Distance from edge must be  $\geq 15$  mm.

	#1	#2
Height		
Clock position		
Distance from edge		



### Distal bifurcated main body order number

ZFEN-D -  -  -

DD3                  DLL                  DBL

### Contralateral iliac leg order number

ZSLE -  -  - ZT

Contralateral graft diameter          Contralateral graft length