

Zenith® Branch

ILIAC ENDOVASCULAR GRAFT

DEVICE PLANNING AND SIZING WORKSHEET

Date: _____ Patient ID: _____

Hospital: _____

Physician name: _____

Physician phone #: _____

Physician e-mail: _____

Physician signature: _____

Step 1: Anatomical measurements

	Length mm	
Common iliac artery (CIA)	<input type="text"/>	Diameter external iliac (DEI)* mm
External iliac artery (EIA)	<input type="text"/>	

*Measure outer wall to outer wall.

Step 2: Choose distal body diameter (DBD)

DEI mm	DBD mm
8 - 9	10 <input type="checkbox"/>
10 - 11	12 <input type="checkbox"/>

Step 3: Choose common iliac segment length (CISL)

CIA mm	CISL mm
≥ 50 (≥ 55 mm preferred)	45 <input type="checkbox"/>
≥ 66 (≥ 71 mm preferred)	61 <input type="checkbox"/>

Step 4: Choose external iliac segment length (EISL)

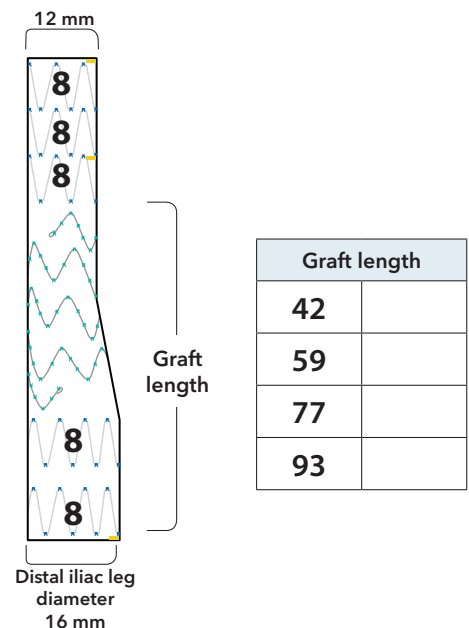
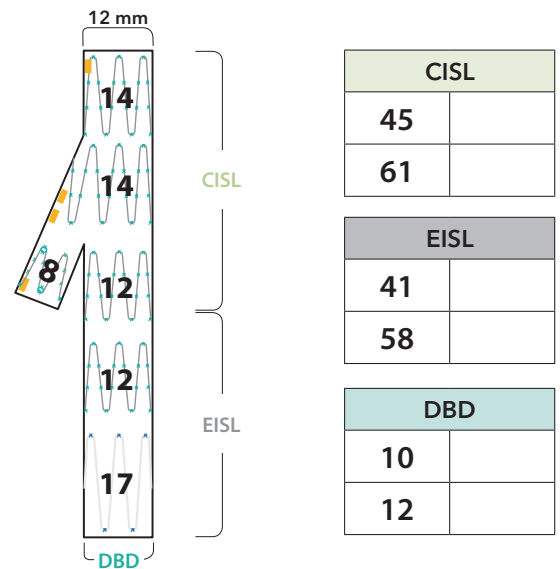
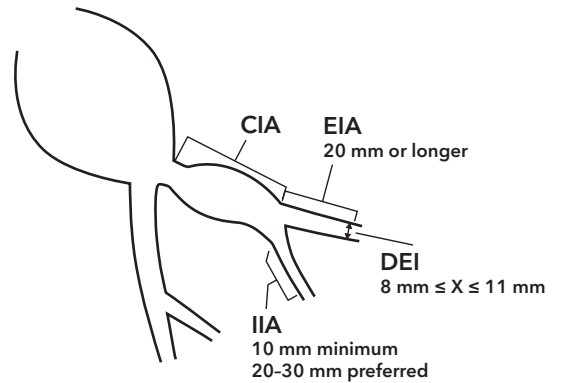
EIA mm	EISL mm
> 20	41 <input type="checkbox"/>
> 31	58 <input type="checkbox"/>

ZBIS - - -
DBD CISL EISL

Step 5: Select Zenith Alpha™ Spiral-Z® Leg/ZISL

Choose a length that provides sufficient overlap with the intended Zenith main body device and Zenith Branch graft.

ZISL - 16 -
Graft diameter (42) (59) (77) (93) Graft length



zenithglobal.cookmedical.com