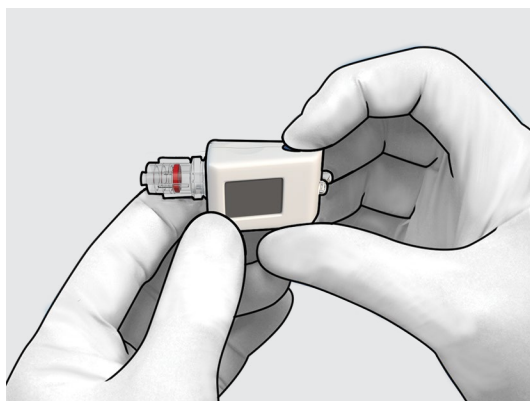


EchoTip Insight[®]

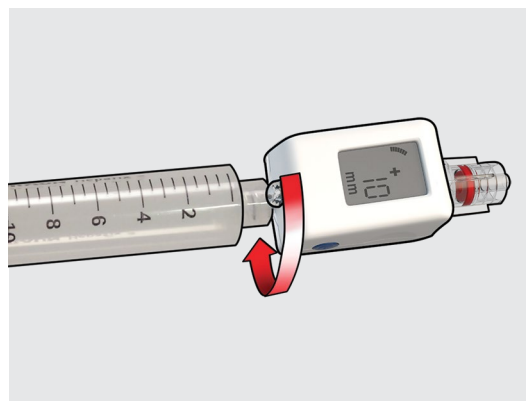
PORTOSYSTEMIC PRESSURE GRADIENT

System Prep 1



Inspect and remove all components from their individual packaging. Remove the Luer cap from the transducer. Switch on the transducer as outlined in the Compass Pressure Transducer Instructions for Use.

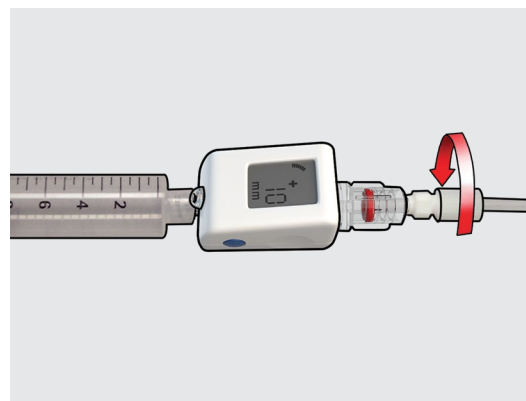
System Prep 2



Fill 10 mL syringe with sterile fluid, ensuring that all large air bubbles are removed from the syringe.

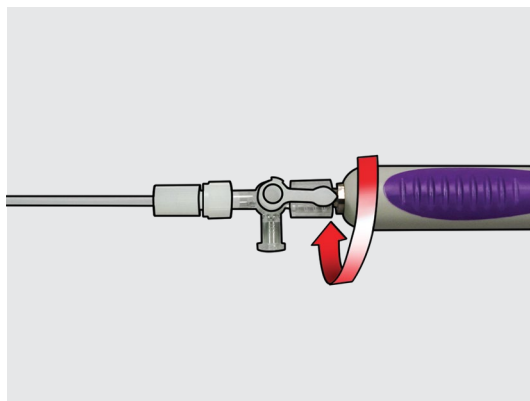
Attach the prepared syringe to the female Luer fitting of the transducer.

System Prep 3



Attach the male Luer lock fitting of the transducer to the white female Luer of the connecting tube and secure tightly.

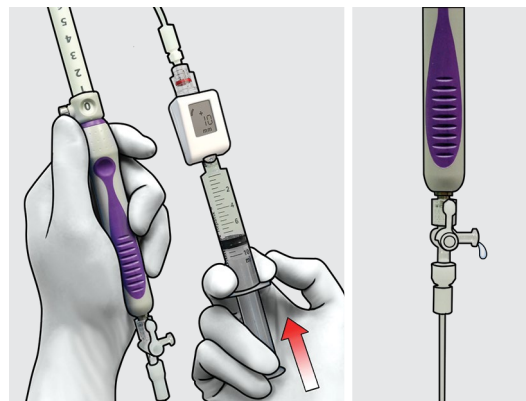
System Prep 4



Attach the male Luer lock fitting of the connecting tube stopcock to the female Luer lock fitting on the needle handle and secure tightly.

Note: The system is now fully assembled.

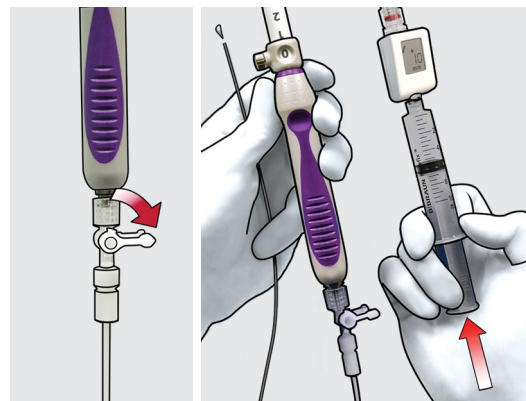
System Prep 5



Prime the system up to the stopcock by slowly advancing the plunger into the syringe, ensuring no large air bubbles are present in the system.

Note: Fluid should be visible exiting the sideport of the stopcock.

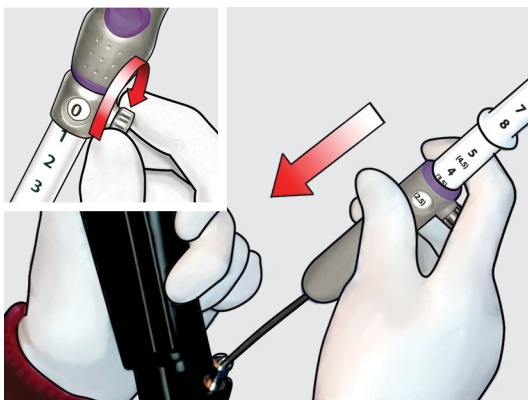
System Prep 6



Adjust the stopcock to close the sideport before proceeding to prime the needle with a minimum of 1 mL of sterile fluid.

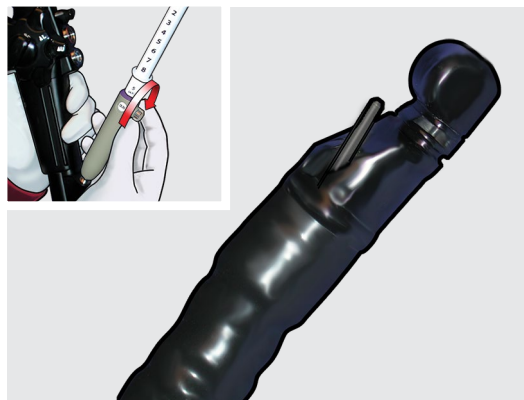
Note: Fluid should be visible exiting the distal tip of the sheath.

Step 1



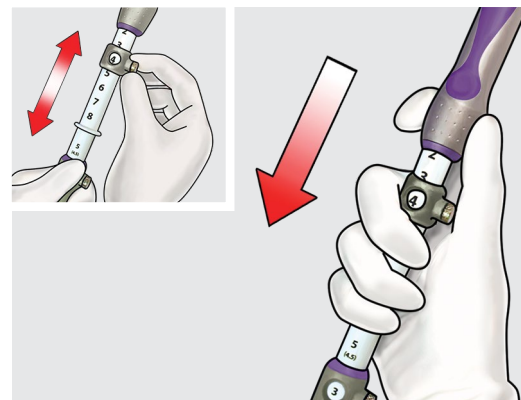
Identify desired vasculature. Ensure the needle is retracted into the sheath before inserting the device into the endoscope. Advance the device into the endoscope until fittings meet. Attach the device by rotating the handle clockwise.

Step 2



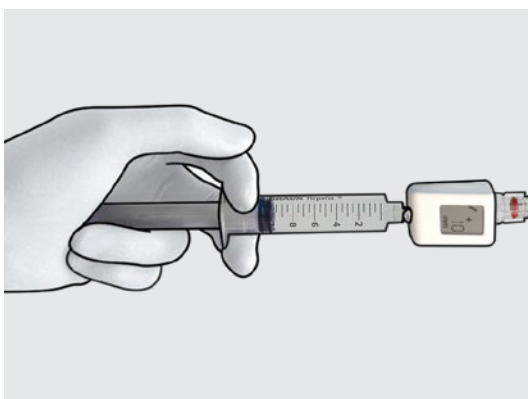
Adjust the sheath to the desired position until the sheath has emerged from the working channel of the endoscope.

Step 3



Set the needle extension to the desired length by loosening the thumbscrew on the safety ring, and advance until the desired reference mark appears in the window, then tighten the thumbscrew. Advance the needle into the desired vessel, either the hepatic or portal vein.

Step 4

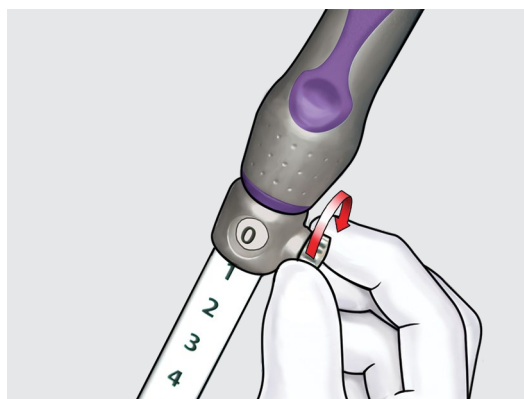


Using the prepared syringe, instill up to 0.5 mL of sterile fluid.

While maintaining the position of both the needle tip and the transducer, allow time for pressure reading to equilibrate.

Repeat Step 4 to obtain triplicate measurements from the same vessel.

Step 5

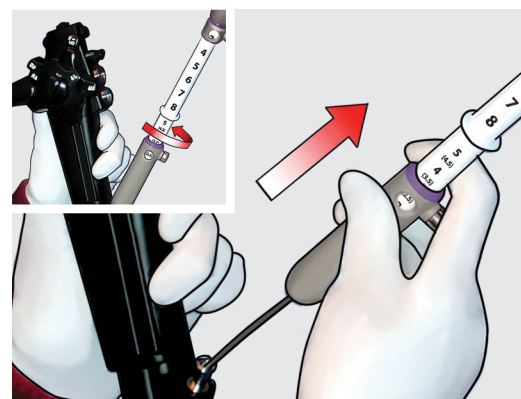


Retract the needle completely into the sheath and lock the thumbscrew on the safety ring at the 0 cm mark.

Reposition the endoscope and identify the second vessel to be accessed (opposite of the vessel accessed in Step 3).

Obtain triplicate measurements in this vessel by repeating Steps 3 and 4.

Step 6



Retract the needle and lock the thumbscrew on the safety ring at the 0 cm mark.

Disconnect the needle from the fitting on the scope by rotating the handle anticlockwise and withdraw the entire device from the endoscope.

Refer to current instructions for detailed system use.

Some products or part numbers may not be available in all markets. Contact your local Cook representative or Customer Support & Distribution for details. Please see product risk information in the IFU at cookmedical.eu.

Customer Service

EU website: cookmedical.eu
 EDI: cookmedical.eu/edi
 Distributors: +353 61239240, emea.distributors@cookmedical.com
 Austria: +43 179567121, oe.orders@cookmedical.com
 Belgium: +32 27001702, be.orders@cookmedical.com
 Denmark: +45 38487607, da.orders@cookmedical.com
 Finland: +358 97251996, fi.orders@cookmedical.com
 France: +33 171230269, fr.orders@cookmedical.com
 Germany: +49 21612723770, de.orders@cookmedical.com
 Hungary: +36 17779199, hu.orders@cookmedical.com
 Iceland: +354 8007615, is.orders@cookmedical.com
 Ireland: +353 61239252, ie.orders@cookmedical.com
 Italy: +39 0269682853, it.orders@cookmedical.com
 Netherlands: +31 202013367, nl.orders@cookmedical.com
 Norway: +47 23162968, no.orders@cookmedical.com
 Spain: +34 912702691, es.orders@cookmedical.com
 Sweden: +46 858769468, se.orders@cookmedical.com
 Switzerland - French: +41 448009609, fr.orders@cookmedical.com
 Switzerland - Italian: +41 448009609, it.orders@cookmedical.com
 Switzerland - German: +41 448009609, de.orders@cookmedical.com
 United Kingdom: +44 2073654183, uk.orders@cookmedical.com

USA website: cookmedical.com
 EDI: cookmedical.com/edi.do

Americas:
 Phone: +1 812.339.2235, 800.457.4500, Fax: 800.554.8335
 Email: customersupport@cookmedical.com

Australia:
 Phone: +61 734346000, 1800777222, Fax: +61 734346001, 1800077283
 Email: cau.custserv@cookmedical.com



AI, ESC, IR, PI-8.5X11