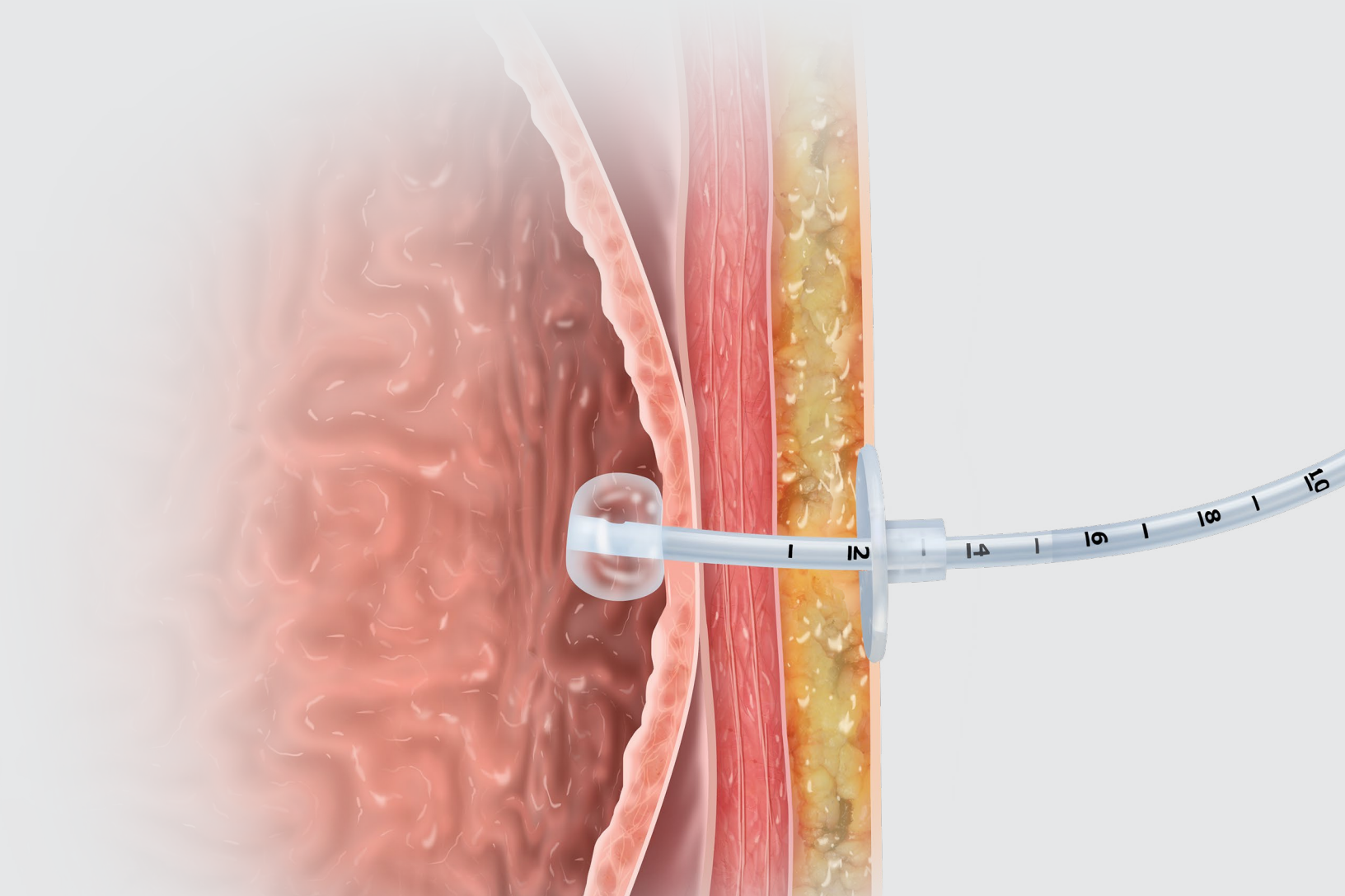


Choose intuitive products
that were designed with
patients in mind.



Entuit®
ENTERAL FEEDING PRODUCTS

Entuit Secure

Perform an efficient gastropexy.

The Entuit Secure Gastrointestinal Suture

Anchor Set's unique, patented locking mechanism allows you to maintain tension while you tighten the suture. The locking suture anchor can be quickly tightened to easily secure the stomach wall to the abdomen.

The sutures are made of strong, braided material.

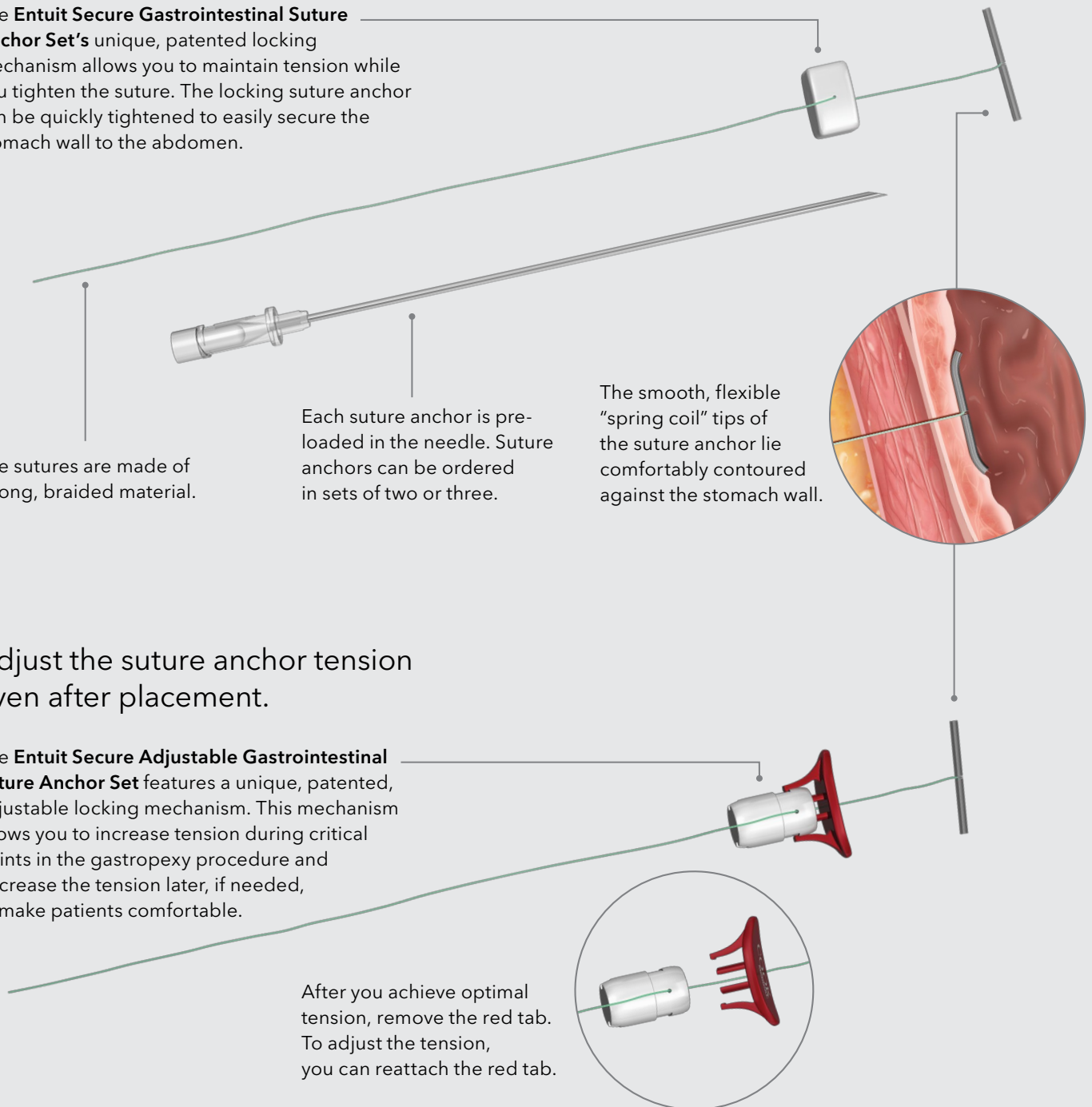
Each suture anchor is pre-loaded in the needle. Suture anchors can be ordered in sets of two or three.

The smooth, flexible "spring coil" tips of the suture anchor lie comfortably contoured against the stomach wall.

Adjust the suture anchor tension even after placement.

The **Entuit Secure Adjustable Gastrointestinal Suture Anchor Set** features a unique, patented, adjustable locking mechanism. This mechanism allows you to increase tension during critical points in the gastropexy procedure and decrease the tension later, if needed, to make patients comfortable.

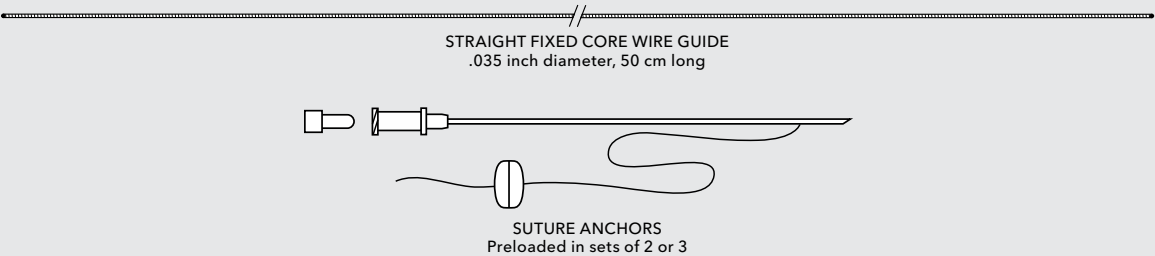
After you achieve optimal tension, remove the red tab. To adjust the tension, you can reattach the red tab.



Intended for anchoring the anterior wall of the stomach to the abdominal wall prior to introduction of interventional catheters.

Entuit® Secure

GASTROINTESTINAL SUTURE ANCHOR SET

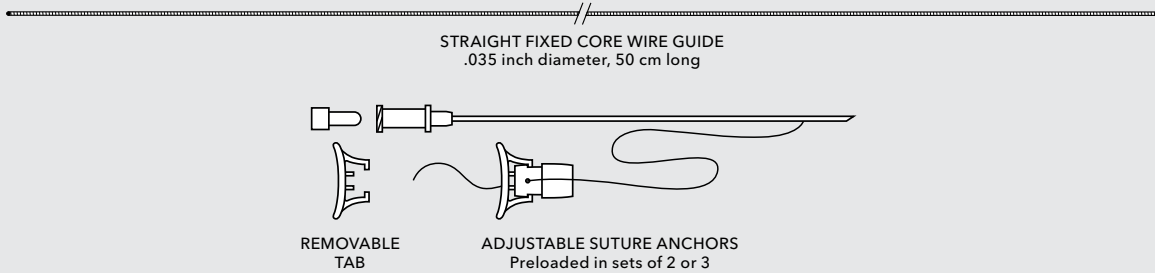


Order Number	Reference Part Number	Preloaded Suture Anchors	Needle Length cm	Needle gage
G35569	GIAS-SRM-2	2	12	17
G35570	GIAS-SRM-3	3	12	17

Some products or part numbers may not be available in all markets. Contact your local Cook representative or Customer Service for details.

Entuit® Secure

ADJUSTABLE GASTROINTESTINAL SUTURE ANCHOR SET

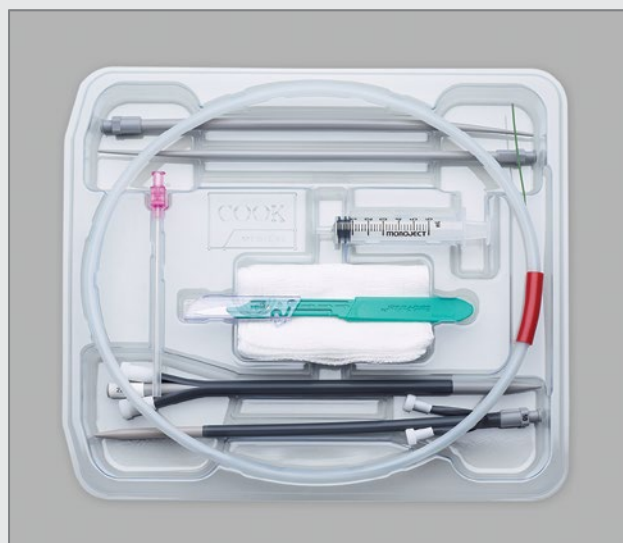
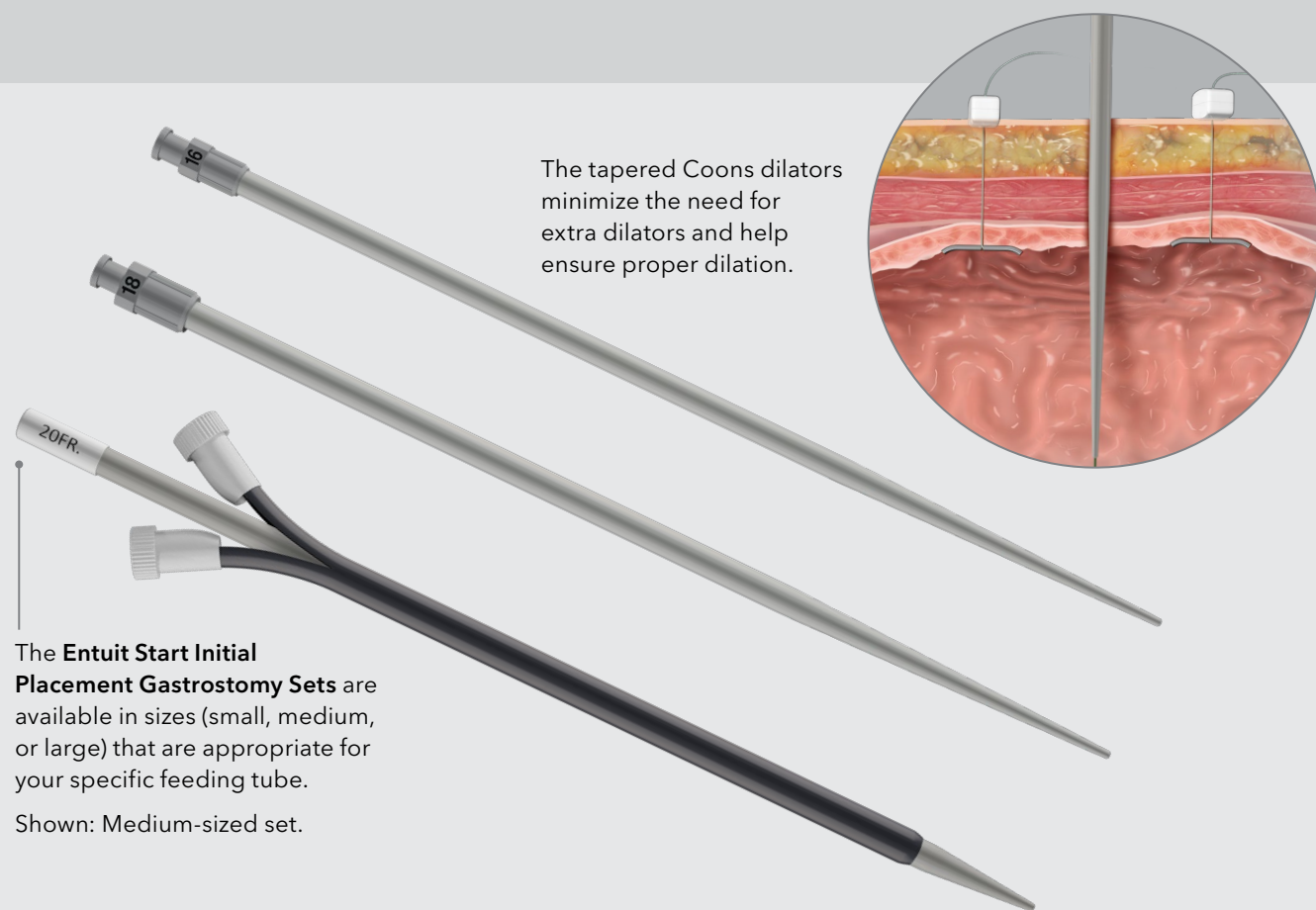


Order Number	Reference Part Number	Preloaded Suture Anchors	Needle Length cm	Needle gage
G35562	GIAS-SRM-ADJ-2	2	12	17
G35563	GIAS-SRM-ADJ-3	3	12	17

Some products or part numbers may not be available in all markets. Contact your local Cook representative or Customer Service for details.

Entuit Start

Start your gastrostomy with exactly what you need.



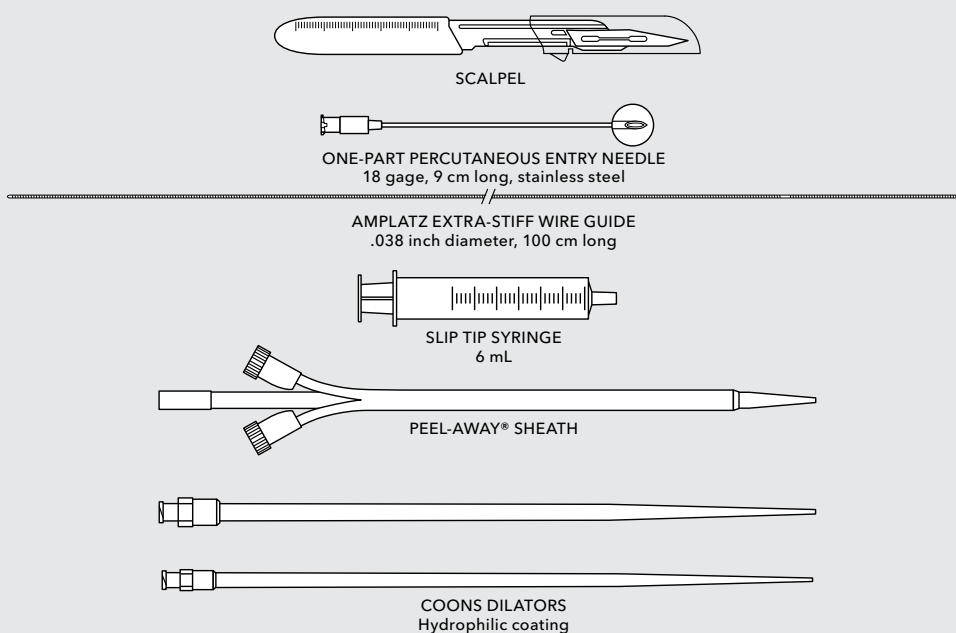
The set includes the components that are essential to initially place a feeding tube. To simplify the procedure, the components are intuitively arranged in the order in which they are used.

To provide greater purchasing flexibility and to minimize product waste, the **Entuit Secure suture anchors** and **Entuit Gastrostomy BR feeding tube** are not included in the set. They can be ordered separately.

Intended to assist the physician with the initial placement of feeding tubes while performing a gastrostomy.

Entuit® Start

INITIAL PLACEMENT GASTROSTOMY SET



Order Number	Reference Part Number	Set Size	Used with Entuit Gastrostomy BR Feeding Tube* Fr	Dilator Fr	Sheath Fr
G34442	IPSG-S**	small	12, 14	12, 14	16
G34443	IPSG-M†	medium	16, 18	16, 18	18, 20
G34444	IPSG-L††	large	20, 22, 24	20, 22, 24	22, 26

*Feeding tubes are not included in Entuit Start Initial Placement Gastrostomy Sets.

**Includes two dilators and one sheath.

†Includes two dilators and two sheaths.

††Includes three dilators and two sheaths.

Some products or part numbers may not be available in all markets. Contact your local Cook representative or Customer Service for details.

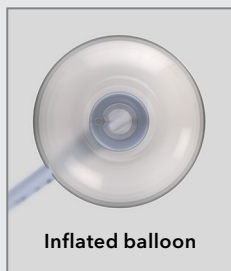
Entuit Gastrostomy BR

Place the feeding tube with the slim, smooth, in-line balloon shaft that is comfortable for your patient.

The **Entuit Gastrostomy BR Balloon Retention Feeding Tube** sizes match perfectly with the initial placement gastrostomy sets to streamline placement procedures (Available both with and without an ENFit® Connection*.)




Uninflated balloon



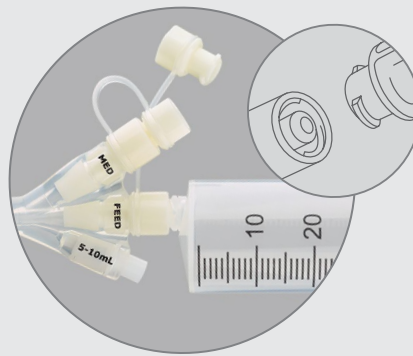
Inflated balloon

The inner lumen maintains the same diameter even when the balloon is inflated.

The balloon material is designed for durability at appropriate fill volumes.



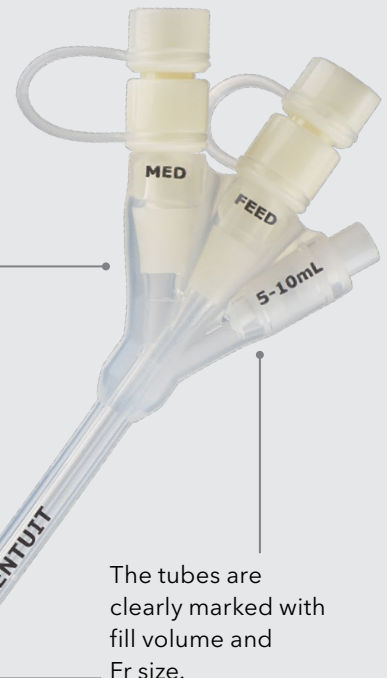
The ENFit Connection* helps enhance patient safety by reducing misconnections.



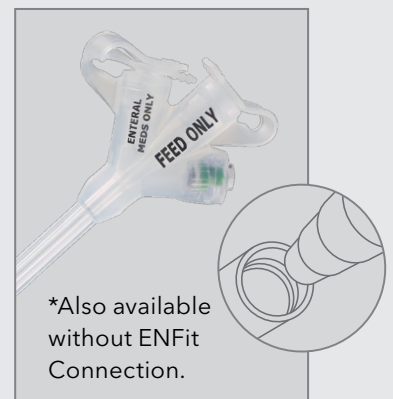
The snug bolster stays in place.

The silicone material is soft for patient comfort.

The unique, integrated design of the in-line balloon shaft on 14 Fr and larger tubes reduces the need for overdilation during placement and replacement procedures.



The tubes are clearly marked with fill volume and Fr size.

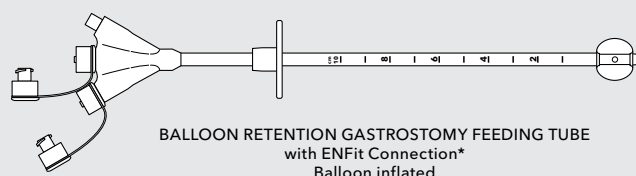


*Also available without ENFit Connection.

Intended to provide gastric access for enteral feeding, medication administration, and decompression through an established gastrointestinal stoma tract. Indicated for use in percutaneous placement of an enteral feeding tube in adult and pediatric patients that require enteral feeding, medication administration, or decompression through an established gastrointestinal stoma tract.

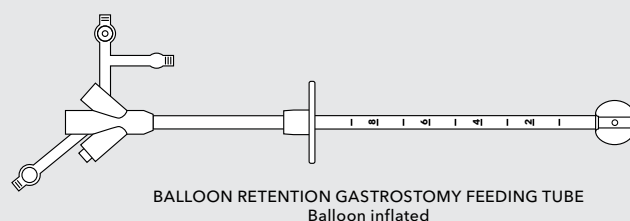
Entuit® Gastrostomy BR

BALLOON RETENTION FEEDING TUBE
WITH ENFIT® CONNECTION



Entuit® Gastrostomy BR

BALLOON RETENTION FEEDING TUBE



Order Number	Reference Part Number	Fr	Marked Length cm	Balloon Volume mL	Used with Entuit Start Initial Placement Gastrostomy Set* sizes
Entuit Gastrostomy BR Balloon Retention Feeding Tube with ENFit Connection					
G44780	SBRD-12-ENF	12	10	5-7	small
G44781	SBRD-14-ENF	14	10	5-7	small
G44782	SBRD-16-ENF	16	10	5-7	medium
G44783	SBRD-18-ENF	18	10	5-10	medium
G44784	SBRD-20-ENF	20	10	20	large
G44785	SBRD-22-ENF	22	10	20	large
G44786	SBRD-24-ENF	24	10	20	large
Entuit Gastrostomy BR Balloon Retention Feeding Tube					
G35614	SBRD-12	12	10	5-7	small
G35615	SBRD-14	14	10	5-7	small
G35616	SBRD-16	16	10	5-7	medium
G35617	SBRD-18	18	10	5-10	medium
G35618	SBRD-20	20	10	20	large
G35619	SBRD-22	22	10	20	large
G35620	SBRD-24	24	10	20	large

*Must be ordered separately.

Some products or part numbers may not be available in all markets. Contact your local Cook representative or Customer Service for details.

ENFit is a federally registered trademark of GEDSA in multiple jurisdictions throughout the world. Used with permission.



ENFit®

GEDSA (The Global Enteral Device Supplier Association) is a non-profit trade association established in part to help introduce the new ISO standard connector and facilitate adoption of the new ENFit connectors within the healthcare community. Learn more at stayconnected.org.

Customer Service

EU Website: cookmedical.eu
EDI: cookmedical.eu/edi
Distributors: +353 61239240, ssc.distributors@cookmedical.com
Austria: +43 179567121, oe.orders@cookmedical.com
Belgium: +32 27001633, be.orders@cookmedical.com
Denmark: +45 38487607, da.orders@cookmedical.com
Finland: +358 972519996, fi.orders@cookmedical.com
France: +33 171230269, fr.orders@cookmedical.com
Germany: +49 6950072804, de.orders@cookmedical.com
Hungary: +36 17779199, hu.orders@cookmedical.com
Ireland: +353 61239252, ie.orders@cookmedical.com
Italy: +39 0269682853, it.orders@cookmedical.com
Netherlands: +31 202013367, nl.orders@cookmedical.com
Norway: +47 23162968, no.orders@cookmedical.com
Spain: +34 912702691, es.orders@cookmedical.com
Sweden: +46 858769468, se.orders@cookmedical.com
Switzerland - French: +41 448009609, fr.orders@cookmedical.com
Switzerland - Italian: +41 448009609, it.orders@cookmedical.com
Switzerland - German: +41 448009609, de.orders@cookmedical.com
United Kingdom: +44 2073654183, uk.orders@cookmedical.com

USA Website: cookmedical.com

EDI: cookmedical.com/edi.do

Americas:

Phone: +1 812.339.2235, 800.457.4500, Fax: 800.554.8335

E-mail: orders@cookmedical.com

Australia:

Phone: +61 734346000, 1800777222, Fax: +61 734346001, 1800077283

E-mail: cau.custserv@cookmedical.com



AI, ESC, IR, OHNS, PI, RH, SUR-85X11