

Snare leads
with confidence



Needle's Eye Snare[®]
TRANSVENOUS RETRIEVAL SET



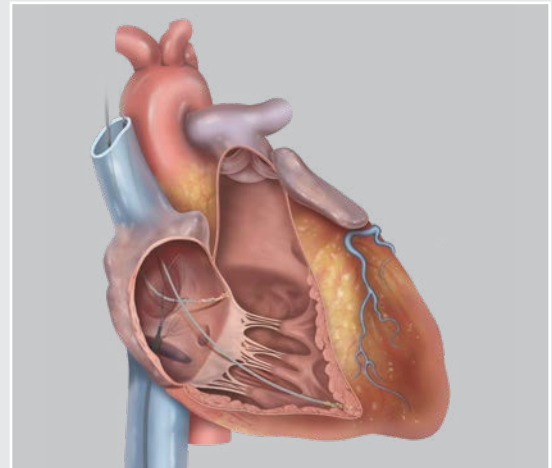
The Needle's Eye Snare is the only device indicated for femoral lead extraction. Enabling clinicians to efficiently and safely perform lead extraction procedures while helping to avoid common areas of complication.

When used as a primary approach for lead extraction, the Needle's Eye Snare resulted in clinical success in 98.2% of patients, with a major complication rate of 0.7% and no procedural mortality¹.

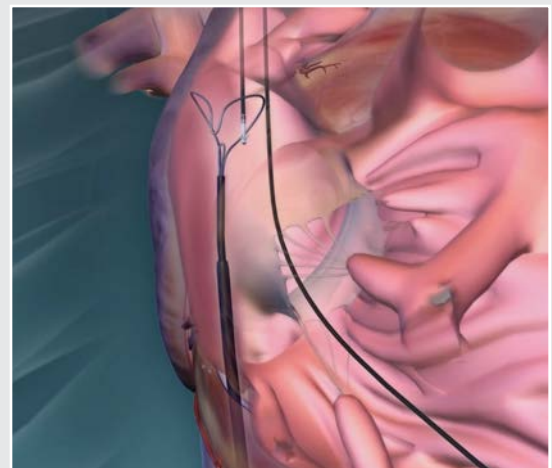
The versatility of the Needle's Eye Snare allows for it to be used in a number of clinical scenarios, including as a primary approach when a lead is fixed at both ends or with a free distal tip, as well as for broken leads that would be unable to be extracted through the superior vessels.

If needed, a curved inner and/or outer sheath may be used to create an improved angle of approach toward the lead. Both the inner and outer sheaths are sold separately.

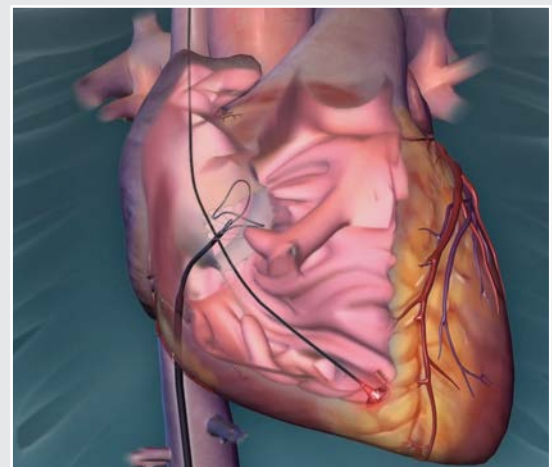
Snaring methods:



Snaring a lead fixed at both ends



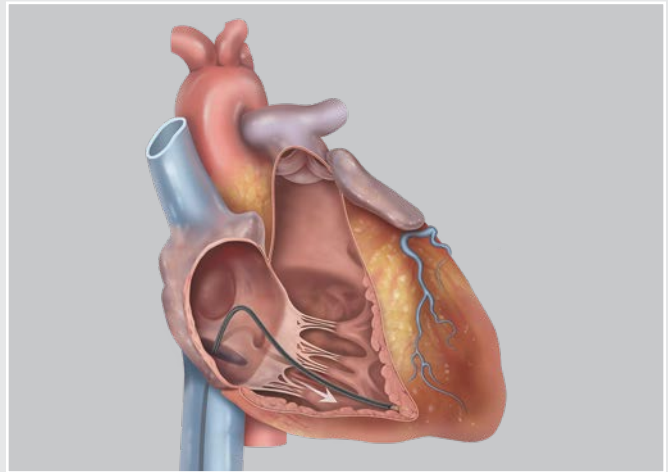
Snaring a lead with a free end



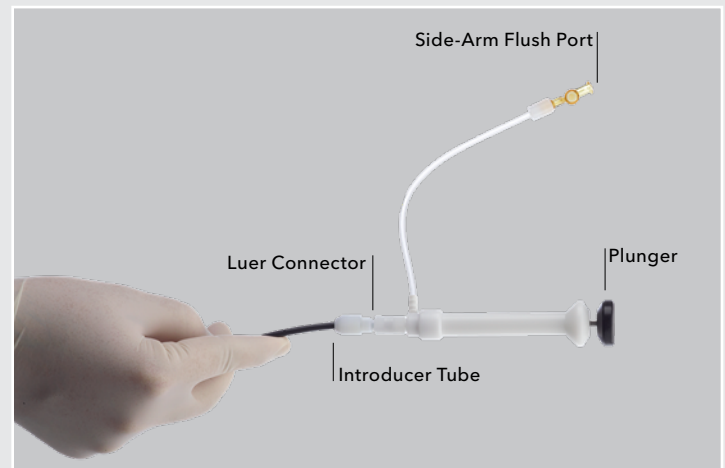

¹ Frank A. Bracke, Lukas Dekker, Berry M. van Gelder, The Needle's Eye Snare as a primary tool for pacing lead extraction, *EP Europace*, Volume 15, Issue 7, July 2013, Pages 1007-1012.


Removal techniques:

- Advance the 16Fr outer sheath forward to double over the lead and progress forward to remove the lead via countertraction.
- If the lead is too large to double over, the free end maybe pulled downward into the IVC, with the 16 Fr outer sheath then being used for countertraction and removal.



Needle's Eye Snare components





Needle's Eye Snare®

TRANSVENOUS RETRIEVAL SET

- Compatible with the 12 Fr Curved Inner Femoral Sheath for enhanced positioning within the venous system
- Flush port is continuous with the snare's innermost lumen
- Large-diameter Curved Femoral Introducer Sheath (LR-CSS16) comes equipped with Seldinger insertion components
- Highly visible when using fluoroscopy
- Device is supplied sterile and intended for one-time use

Order Number	Reference Part Number	Loop Profile Diameter mm	Length cm	Sheath OD Fr	Sheath Length cm
Snare and Workstation					
G26517	LR-NES001	13	94	—	—
G26515	LR-NES002	20	94	—	—
G26533	LR-NES541	13	54	—	—

Components Available Separately for 94 cm Version Curved Femoral Introducer Sheath

G26505	LR-CRVFEM001	—	—	12.0	91.4
G26566	LR-CSS16	—	—	16.0	68.6

Some products or part numbers may not be available in all markets. Contact your local Cook representative or Customer Service for details. Needle's Eye Snare is a component of Cook Medical's comprehensive approach to percutaneous cardiac lead extraction.

Customer Service

EU Website: cookmedical.eu
 EDI: cookmedical.eu/edi
 Distributors: +353 61239240, ssc.distributors@cookmedical.com
 Austria: +43 179567121, oe.orders@cookmedical.com
 Belgium: +32 27001702, be.orders@cookmedical.com
 Denmark: +45 38487607, da.orders@cookmedical.com
 Finland: +358 972519996, fi.orders@cookmedical.com
 France: +33 171230269, fr.orders@cookmedical.com
 Germany: +49 6950072804, de.orders@cookmedical.com
 Iceland: +354 8007315, is.orders@cookmedical.com
 Ireland: +353 61239252, ie.orders@cookmedical.com
 Italy: +39 0269682853, it.orders@cookmedical.com
 Netherlands: +31 202013367, nl.orders@cookmedical.com
 Norway: +47 23162968, no.orders@cookmedical.com
 Spain: +34 912702691, es.orders@cookmedical.com
 Sweden: +46 858769468, se.orders@cookmedical.com
 Switzerland - French: +41 448009609, fr.orders@cookmedical.com
 Switzerland - Italian: +41 448009609, it.orders@cookmedical.com
 Switzerland - German: +41 448009609, de.orders@cookmedical.com
 United Kingdom: +44 2073654183, uk.orders@cookmedical.com

USA Website: cookmedical.com
 EDI: cookmedical.com/edi.do
 Americas:
 Phone: +1 812.339.2235, 800.457.4500, Fax: 800.554.8335
 E-mail: orders@cookmedical.com
 Australia:
 Phone: +61 734346000, 1800777222, Fax: +61 734346001, 1800077283
 E-mail: cau.custserv@cookmedical.com



LM-8.5X11