



**iCast<sup>®</sup>**  
covered stent system





## iCast covered stent system

---

# Durability isn't optional. It's vital.<sup>2</sup>

iCast covered stents have the first-to-market balloon-expandable, fully encapsulated stent design that has served physicians with nearly 1 million units sold. Known for its precision and predictability, the versatile iCast covered stent has been meeting the needs of surgeons and patients for over 20 years, and is the only durable solution backed by decades of real-world evidence.<sup>1-3</sup>

Now the durability you've trusted for years is approved both for iliac occlusive disease and as a bridging stent.\*



\*This is limited to endovascular grafts that are approved for use with the iCast covered stent system. 12 mm diameter sizes have not been evaluated as bridging stents.

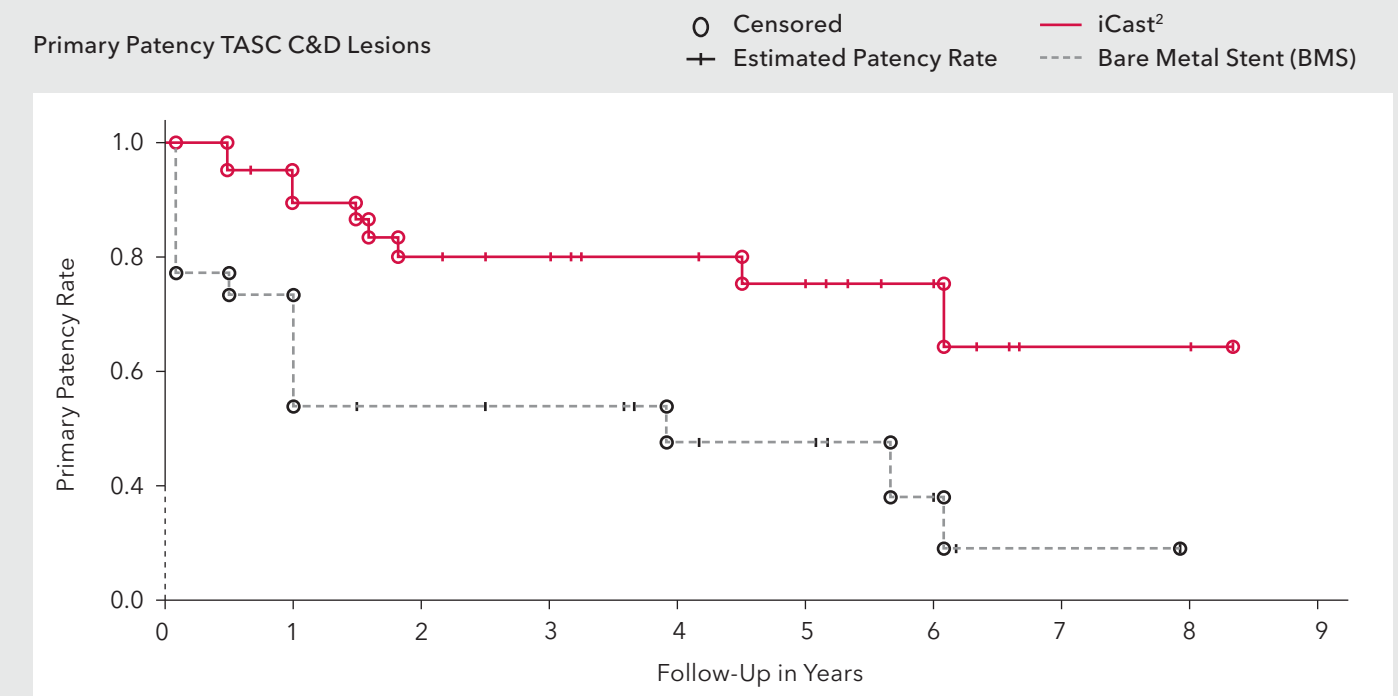
# Optimized patient outcomes today, tomorrow, and into the future<sup>1-5,10</sup>

- Long-term performance in occlusive disease treatment<sup>1,3-5</sup>
  - Published literature over the last 20 years supports safety and performance<sup>1,3-5</sup>
  - Proven two-fold lower reintervention compared to bare metal stents at 5 years post-procedure<sup>1</sup>
- Full encapsulation with ePTFE minimizes neointimal hyperplasia formation<sup>2,10</sup>
- 316L stainless steel struts provide additional radial force—designed to support stent patency<sup>2</sup>



The COBEST study compared effectiveness of covered stents to bare metal stents for treating aortoiliac occlusive disease.<sup>1</sup>


COBEST – 5-year results<sup>1</sup>  
iCast vs. bare metal stent



Significantly higher patency in complex TASC C&D lesions compared to bare metal stents at 5 years ( $p=0.003$ )



The **only** balloon-expandable covered stent with **decades of clinical experience treating occlusive disease**, including a reported 5-year primary patency rate of **74.7%**<sup>3</sup>



## The predictability and precision you need for covered stent placement<sup>2,4,6,7,9,11</sup>

- Low-profile, reliable stent retention and secure trackability facilitate stent implantation.<sup>2</sup>
- iCast is 6 and 7 Fr compatible on all 5-10 mm diameter sizes, and 9 Fr compatible on 12 mm diameter sizes.<sup>2</sup>
- Predictable recoil and foreshortening promote precise deployment.<sup>2</sup>
- Full encapsulation with ePTFE helps mitigate the risks related to vessel perforation.<sup>2,6,9,11</sup>
- Radiopaque markers enhance visibility during deployment and assist with accurate stent placement.<sup>2</sup>



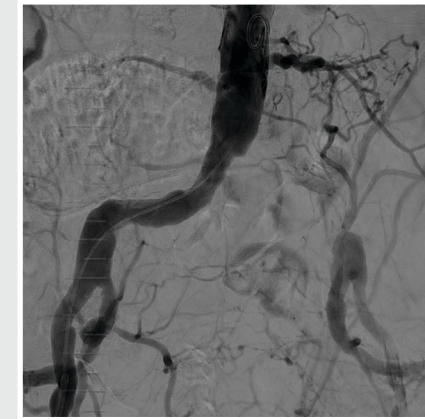
# The versatility to adapt to different treatment needs, with flexibility to conform to the anatomy<sup>1,2,8</sup>

- Stent structure, cell design, and system provide versatility and flexibility in delivery and placement<sup>2</sup>
- Designed for pushability and trackability through tortuous anatomy with conformance to target vessels<sup>2</sup>
- Able to post-dilate and flare stent, conforming to the anatomy and customizing each patient's treatment<sup>1,2,8</sup>
- Smooth inner lumen offers ease of navigation during re-intervention<sup>2</sup>

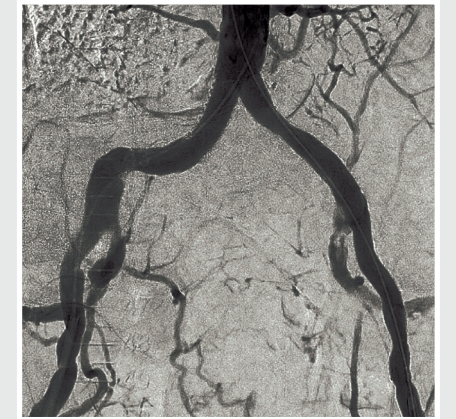


## Occlusive disease treatment with iCast covered stent system

### Bilateral iliac artery occlusion

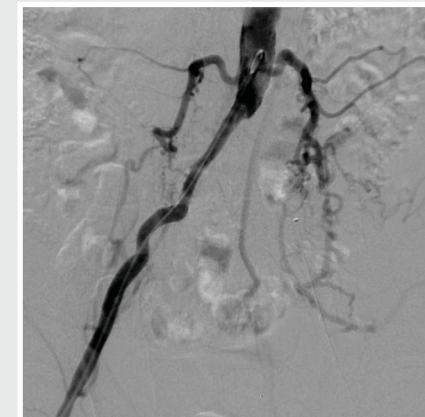


PRE-PROCEDURE



POST-PROCEDURE: Restoration of the lumen diameter with iCast covered stent in RIA and overlapped iCast covered stents in LIA

### Bilateral common iliac artery occlusion



PRE-PROCEDURE



POST-PROCEDURE: Restoration of the lumen diameter with iCast covered stents in RIA and LIA

RIA: right iliac artery; LIA: left iliac artery

# Ordering information

## iCast covered stent system

### 5-12 mm diameter, 0.035 inch diameter wire guide

Stent Diameter/ Length mm	Cook Order Number 80 cm Catheter Length	Cook RPN/Getinge Code 80 cm Catheter Length	Cook Order Number 120 cm Catheter Length	Cook RPN/Getinge Code 120 cm Catheter Length	Foreshortened Length*		Introducer Compatibility Fr	Maximum Post-Dilation Balloon Diameter mm
					8 atm Nominal Pressure mm	12 atm Rated Burst Pressure mm		
5 x 16	G60480	48516	G60497	42516	15.9	15.6	6	7
5 x 22	G60481	48522	G60498	42522	21.3	21.0	6	7
5 x 32	G61753	48532	G61759	42532	32.3	32.3	7	9
5 x 38	G60482	48538	G60499	42538	37.2	37.7	7	9
5 x 59	G60483	48559	G60500	42559	58.6	60.0	7	9
6 x 16	G60484	48616	G60501	42616	15.7	15.1	6	7
6 x 22	G60485	48622	G60502	42622	20.8	20.2	6	7
6 x 32	G61754	48632	G61760	42632	31.7	31.5	7	9
6 x 38	G60486	48638	G60503	42638	36.6	37.0	7	10
6 x 59	G60487	48659	G60504	42659	57.8	58.7	7	10
7 x 16	G60488	48716	G60505	42716	15.0	14.2	7	7
7 x 22	G60489	48722	G60506	42722	20.1	19.4	7	7
7 x 32	G61755	48732	G61761	42732	31.3	31.2	7	9
7 x 38	G60490	48738	G60507	42738	35.8	35.7	7	10
7 x 59	G60491	48759	G60508	42759	57.1	57.5	7	10
8 x 32	G61756	48832	G61762	42832	30.0	29.6	7	9
8 x 38	G60492	48838	G60509	42838	34.7	34.7	7	10
8 x 59	G60493	48859	G60510	42859	56.0	56.5	7	9
9 x 32	G61757	48932	G61763	42932	28.7	29.2	7	10
9 x 38	G60494	48938	G60511	42938	33.7	32.7	7	10
9 x 59	G60495	48959	G60512	42959	54.6	54.0	7	10
10 x 38	G60496	48038	G60513	42038	30.8	30.9	7**	10
10 x 59	G61758	48059	G61764	72059	53.3	52.5	7**	10

Please follow any step-by-step instructions carefully, including the risk and technical information provided in the IFU. Note that some products or part numbers may not be available in all markets; consult your Cook representative for details.

Stent Diameter/ Length mm	Cook Order Number 80 cm Catheter Length	Cook RPN/Getinge Code 80 cm Catheter Length	Cook Order Number 120 cm Catheter Length	Cook RPN/Getinge Code 120 cm Catheter Length	Foreshortened Length*		Introducer Compatibility Fr	Maximum Recommended Oversizing Diameter mm
					8 atm Nominal Pressure mm	10 atm Rated Burst Pressure mm		
12 x 29	G61747	GBX12291A	G61750	GBX12292A	25.6	25.3	9	16
12 x 41	G61748	GBX12411A	G61751	GBX12412A	37.6	37.1	9	16
12 x 61	G61749	GBX12611A	G61752	GBX12612A	58.2	57.6	9	16

Please follow any step-by-step instructions carefully, including the risk and technical information provided in the IFU. Note that some products or part numbers may not be available in all markets; consult your Cook representative for details.

\*Provided as general guidance based on averages observed during in vitro testing.

\*\*If using a 10 mm device with a Cook introducer sheath, it is recommended to use an 8 Fr sheath to minimize potential for resistance.

1. Mwipatayi BP, Sharma S, Daneshmand A, et al. Durability of the balloon-expandable covered versus bare-metal stents in the Covered versus Balloon Expandable Stent Trial (COBEST) for the treatment of aortoiliac occlusive disease. *J Vasc Surg.* 2016;64(1):83-94.e1.
2. Data on file.
3. Mwipatayi BP, Ouriel K, Anwari T, et al. A systematic review of covered balloon-expandable stents for treating aortoiliac occlusive disease. *J Vasc Surg.* 2020;72(4):1473-1486.e2.
4. Laird JR, Loja M, Zeller T, et al. iCAST balloon-expandable covered stent for iliac artery lesions: 3-year results from the iCARUS multicenter study. *J Vasc Interv Radiol.* 2019;30(6):822-829.e4.
5. Sabri SS, Choudhri A, Orgera G, et al. Outcomes of covered kissing stent placement compared with bare metal stent placement in the treatment of atherosclerotic occlusive disease at the aortic bifurcation. *J Vasc Interv Radiol.* 2010;21(7):995-1003.
6. Al-Mukhaini M, Panduranga P, Sulaiman K, et al. Coronary perforation and covered stents: an update and review. *Heart Views.* 2011;12(2):63-70.
7. Grimme FAB, Reijnen MMPJ, Pfister K, et al. Polytetrafluorethylene covered stent placement for focal occlusive disease of the infrarenal aorta. *Eur J Vasc Endovasc Surg.* 2014;48(5):545-550.
8. Van der Riet C, Schuurmann RCL, Verhoeven ELG, et al. Three-dimensional geometric analysis of balloon-expandable covered stents improves classification of complications after fenestrated endovascular aneurysm repair. *J Clin Med.* 2022;11(19):5716.
9. Feldman DN, Armstrong EJ, Aronow HD, et al. SCAI guidelines on device selection in aorto-iliac arterial interventions. *Catheter Cardiovasc Interv.* 2020;96(4):915-929.
10. Rogers C, et al. Non-GLP study of biologic responses to uncoated and PTFE coated steel stents in rabbit iliac arteries. MIT iCast IH Study, 1997.
11. Dubosq M, and Coscas R. The iliacs and the odyssey of covered vs. bare metal stents. *Eur J Vasc Endovasc Surg.* 2023;65(3):369.


**iCast® covered stent system**

**CAUTION: US federal law restricts this device to sale by or on the order of a physician (or a properly licensed practitioner).**

**POTENTIAL HAZARDS AND ADVERSE EVENTS: The following anticipated adverse events (AEs) have been identified as possible complications of endovascular stent implantation in iliac arteries:** Acute myocardial infarction • Allergic reaction to stainless steel, ePTFE, drugs or contrast agent • Angina/coronary ischemia • Arrhythmia • Arterial aneurysm • Arterial rupture • Arteriovenous fistula • Bleeding complications from anticoagulant or antiplatelet medication requiring transfusion or surgical intervention • Death • Detachment, dislodgement, and/or implantation of a component of the system • Emboli (air, tissue, or thrombotic emboli) • Emergency surgery to correct vascular complications • Endoleak • Hematoma/hemorrhage • Hypotension/hypertension • Infection, local or systemic • Intimal injury/dissection/perforation • Pain at catheter insertion site or limb • Pseudoaneurysm formation • Pulmonary embolism • Renal insufficiency or failure • Restenosis of the stented artery/occlusion • Short-term hemodynamic deterioration • Stent malposition/stent migration • Stent strut fracture • Stent thrombosis/occlusion • Stroke • Target limb loss (amputation of toe, foot and/or leg) • Tissue necrosis • Vascular thrombosis • Vessel spasm • Worsening claudication/rest pain. Any adverse outcomes potentially associated with the device must be reported within 10 working days to Atrium Medical Corporation, a subsidiary of Getinge AB at +1 (603) 880-1433 and directly to your country's medical device regulatory authority.

See **Instructions for Use** for full product information.

AB\_AW012291\_REVO

The iCast® covered stent system is manufactured by Atrium Medical Corporation / 40 Continental Blvd., Merrimack, NH 03054 USA / Tel. 1 (603) 880-1433 Protected by the following international and/or U.S. patent(s): <http://patents.getinge.com>. CAUTION: Federal Law (U.S.A.) restricts this device to sale by or on the order of a physician. Getinge and **GETINGE**  are trademarks or registered trademarks of Getinge AB, its subsidiaries or affiliates in the United States or other countries. iCAST is a registered trademark of Atrium Medical Corporation. Copyright 2026 Atrium Medical Corporation. All rights reserved. Refer to Instructions for use for current indications, warnings, contraindications, and precautions. Printed in U.S.A. 01/2026. PN011979 Rev AE

[www.cookmedical.com](http://www.cookmedical.com)

[www.getinge.com](http://www.getinge.com)

© COOK 03/2026 PI-WF927400-EN-F

