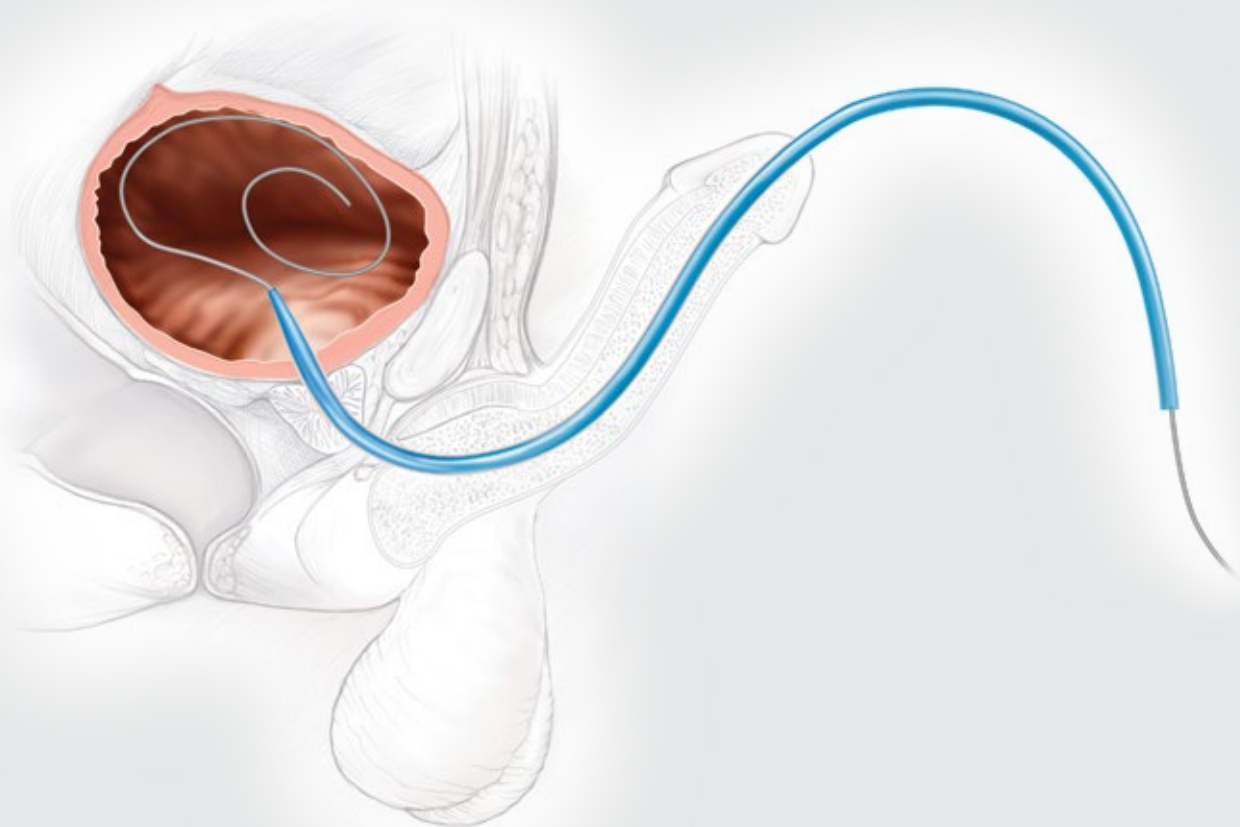


Overcome the challenges of male urethral dilation.




S~Curve™
URETHRAL DILATOR SET

S~Curve™


URETHRAL DILATOR SET

Anatomical in design, the S~Curve Urethral Dilators are contoured to support the natural curvature of the male urethra.



Features and benefits

- The AQ® hydrophilic coating creates a low-friction surface for dilator advancement.
- The lumen allows you to advance the dilator over a previously positioned wire guide.
- The ported tip allows urine to drain in order to confirm proper placement.
- The tray is designed for convenience.
- The reservoir allows the AQ hydrophilic coating to hydrate and activate while the dilator is still on the tray.
- The embossed size markings allow you to identify and select sizes.



STEP 1

Under direct vision or fluoroscopic control, position a 0.038 inch wire guide through the urethra and into the bladder.



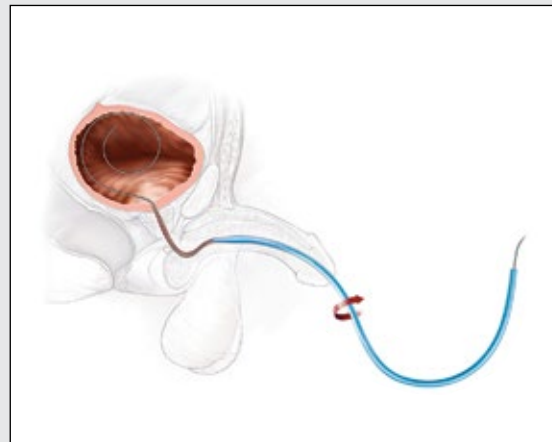
STEP 2

Hold the penis in an upward position. Orient the dilator so the French size stamp on the proximal end faces upward, and introduce the dilator over the previously placed wire guide.



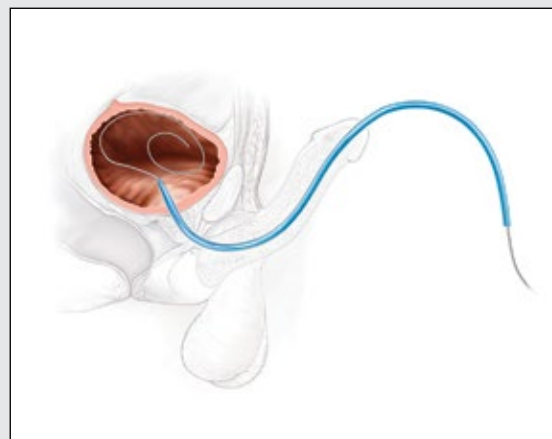
STEP 2 ALTERNATIVE METHOD


Hold the penis in a downward position. Orient the dilator so the French size stamp on the proximal end faces downward, and introduce the dilator over the previously placed wire guide. Advance the dilator to the level of the bulbar urethra. With the dilator positioned at the level of the bulbar urethra, rotate the dilator 180 degrees so the dilator is now oriented with the French size stamp facing upward.



STEP 3


Continue to advance the dilator into the bladder. Urine drainage will confirm proper placement.





S~Curve™ URETHRAL DILATOR SET

The S~Curve Urethral Dilators are used for dilation of male urethral strictures and vesical neck contractures.



Order Number	Reference Part Number	Fr	Length cm
Set			
G32789	073701-CD	8.0-20.0	37
Dilator Only			
G46249	073722-CD	22.0	37
G46250	073724-CD	24.0	37
G46251	073726-CD	26.0	37

Some products or part numbers may not be available in all markets. Contact your local Cook representative or Customer Service for details.

Customer Service

EU Website: cookmedical.eu
 EDI: cookmedical.eu/edi
 Distributors: +353 61239240, ssc.distributors@cookmedical.com
 Austria: +43 179567121, oe.orders@cookmedical.com
 Belgium: +32 27001633, be.orders@cookmedical.com
 Denmark: +45 38487607, da.orders@cookmedical.com
 Finland: +358 972519996, fi.orders@cookmedical.com
 France: +33 171230269, fr.orders@cookmedical.com
 Germany: +49 6950072804, de.orders@cookmedical.com
 Hungary: +36 17779199, hu.orders@cookmedical.com
 Ireland: +353 61239252, ie.orders@cookmedical.com
 Italy: +39 0269682853, it.orders@cookmedical.com
 Netherlands: +31 202013367, nl.orders@cookmedical.com
 Poland: +48 223060159, pl.orders@cookmedical.com
 Spain: +34 912702691, es.orders@cookmedical.com
 Sweden: +46 858769468, se.orders@cookmedical.com
 Switzerland - French: +41 448009609, fr.orders@cookmedical.com
 Switzerland - Italian: +41 448009609, it.orders@cookmedical.com
 Switzerland - German: +41 448009609, de.orders@cookmedical.com
 United Kingdom: +44 2073654183, uk.orders@cookmedical.com

USA Website: cookmedical.com

EDI: cookmedical.com/edi.do

Americas:

Phone: +1 812.339.2235, 800.457.4500, Fax: 800.554.8335

E-mail: orders@cookmedical.com

Australia:

Phone: +61 734346000, 1800777222, Fax: +61 734346001, 1800077283

E-mail: cau.custserv@cookmedical.com

CC, URO-A4

